



Fund Profile

ACTIAM Duurzaam Index Aandelenfonds Wereld invests in a sustainable manner in shares of listed companies in Europe, North America and the Pacific. The fund is managed on a systematic basis. The objective is to approach the return of the MSCI World Index Net EUR as much as possible, taking into account the exclusion criteria. Investments are only made in shares which are not excluded on the basis of the General and Additional Exclusion Criteria as formulated by ACTIAM. This results in a deviation (tracking error) with respect to the index. The cash that becomes available due to the exclusion of companies is invested such that the tracking error is minimised. Securities lending is not permitted and currency risk will not be hedged.

Performance and risk characteristics

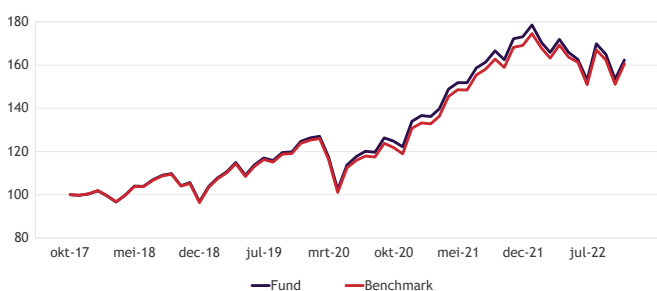
| | fund | benchmark |
|------------------------------|---------|-----------|
| Standard deviation 36 months | 17,51 % | 17,61 % |
| Sharpe ratio 36 months | 0,61 | 0,59 |
| Tracking error (ex-ante) | 0,82% | |

Net Performance

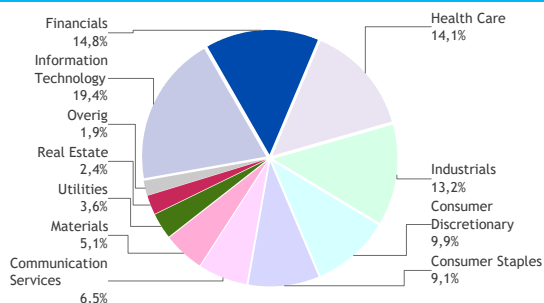
| | fund | benchmark |
|--------------------------------------|--------|-----------|
| 1 month | 5,75% | 6,24% |
| 2022 | -9,04% | -8,03% |
| 12 months | -5,74% | -4,55% |
| Avg 3 years ¹ | 10,63% | 10,48% |
| Since start, annualised ¹ | 10,29% | 9,99% |

| | 2017 | 2018 | 2019 | 2020 | 2021 |
|-------------------|-------|--------|--------|-------|--------|
| Fund ¹ | 7,68% | -3,59% | 30,47% | 8,18% | 30,64% |
| Benchmark | 7,51% | -4,11% | 30,02% | 6,33% | 31,07% |

Price Index Fund



Sectors



Key Information

| | |
|---------------------------------|--|
| Morningstar rating ² | ★★★★★ |
| Investment institution | ACTIAM Duurzaam Index Aandelenfonds Wereld |
| ISIN code | NL0011309349 |
| Currency | Euro |
| Stock exchange listing | Euronext Amsterdam |
| Inception Date | 28-08-2015 |
| Asset Manager | ACTIAM N.V. |
| Country of residence | Netherlands |
| Benchmark | MSCI World Index Net EUR |
| Ongoing charges figure | 0,08% (expected) |

Fundamental Investment Principles (ESG-criteria)

Companies are assessed on social-ethical principles in the areas of people, environment and society. Unacceptable behavior with regard to these themes can lead to exclusion, whereby companies are also assessed on the potential and intention to adapt.

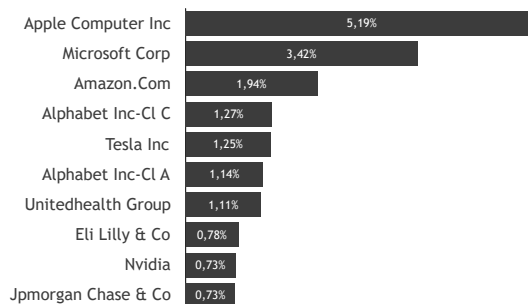


The legend indicates for which % the fund meets the fundamental principles.

Prices in euro and Facts

| | |
|------------------------------|---------------|
| Price end of month | 42,72 |
| Highest price 12 months | 48,18 |
| Lowest price 12 months | 39,01 |
| Dividend paying | Yes |
| Net Asset Value End of Month | 42,71 |
| Fund size | 1.053.019.681 |
| Outstanding equities | 24.656.492 |
| Holdings in portfolio | 1248 |
| Number of ESG exclusions | 248 |
| SFDR classification | 9 |

Top 10 Holdings



Regions

| | | | |
|-------|--------|----------------|--------|
| USD | 70,01% | United States | 68,08% |
| EUR | 8,32% | Japan | 5,95% |
| JPY | 6,04% | United Kingdom | 4,47% |
| GBP | 4,01% | Canada | 3,68% |
| CAD | 3,68% | Switzerland | 3,00% |
| CHF | 2,71% | France | 2,95% |
| AUD | 2,24% | Australia | 2,23% |
| SEK | 0,78% | Germany | 1,86% |
| HKD | 0,73% | Netherlands | 1,09% |
| Other | 1,47% | Others | 6,68% |