

## FACTSHEET As of 31 October 2022

### ACTIAM Sustainable Index Fund Equity Pacific


#### Fund Profile

ACTIAM Sustainable Index Fund Equity Pacific systematically invests in shares of listed companies in the Pacific. The objective is to approach the return of the index, the MSCI Pacific Index Net EUR, as much as possible. Investments are made exclusively in shares that meet the General and Additional Exclusion Criteria, as formulated by ACTIAM. This results in a deviation (tracking error) with respect to the index. The funds that become available due to the exclusion of companies are invested such that the tracking error is minimised. Securities lending is not permitted and currency risk will not be hedged.

#### ESG-criteria

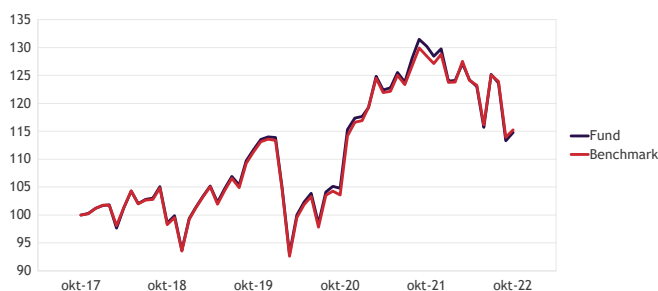
All companies are assessed for compliance with minimum requirements for environmental, social and governance policy and behavior using exclusion criteria. The General Exclusion Criteria are policy principles formulated by ACTIAM for a respectful approach to the environment, people and society. In addition, more strict Additional Exclusion Criteria apply. In addition to the current state of affairs, an assessment of these ESG criteria tests the extent to which companies are able and willing to demonstrate adaptation. If this is insufficient in the assessment of ACTIAM, companies are excluded from investment.

#### Legend ESG-criteria (Environmental, Social, Governance)

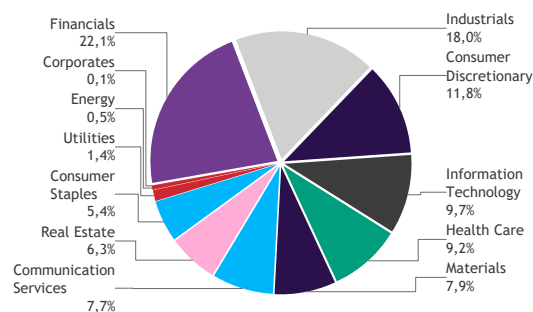


The legend indicates for which % the fund meets the fundamental principles.

#### Price Index Fund



#### Sectors



#### Key Information

Morningstar rating <sup>2</sup>	★★★★★
Fund Manager	ACTIAM N.V.
ISIN	NL0015000PP5
Inception Date	December 8th 2009
NAV at inception date	50.000
Currency	euro
Ticker	SNSRIEP NA
Benchmark	MSCI Pacific Index Net EUR
Ongoing charges figure	nil
Number of ESG exclusions	58
Holdings in portfolio	297

#### Net Performance

	fund	benchmark
1 month	1,29%	1,17%
2022	-11,57%	-10,51%
12 months	-11,86%	-10,27%
3 years, annualised <sup>1</sup>	0,90%	1,17%
5 years, annualised <sup>1</sup>	2,79%	2,88%
10 years, annualised <sup>1</sup>	7,20%	7,23%
Since start, annualised <sup>1</sup>	7,05%	7,11%
Tracking error (ex-ante)	1,02%	

#### Prices in EUR

Price End of Month	120.424,85
Highest price 12 months	141.591,60
Lowest price 12 months	117.464,92
Fund size	177.619.930
Outstanding participations	1.475
SFDR classification	9

#### Top 10 Holdings

Toyota Motor Corporation	3,31%
Commonwealth Bank Of Australia	2,72%
Aia Group Ltd	2,06%
Csl Ltd	1,95%
Sony Group Corp	1,91%
National Australia Bank	1,77%
Keyence Corp	1,65%
Westpac Banking	1,39%
Daiichi Sankyo Co	1,32%
Aust And Nz Banking Group	1,27%

#### Currencies

JPY	64,30%
AUD	23,33%
HKD	7,28%
SGD	3,77%
NZD	0,67%
USD	0,66%

#### Countries

Japan	64,26%
Australia	23,31%
Hong Kong	7,27%
Singapore	3,99%
New-Zealand	0,67%
United States	0,50%