



#### Fund Profile

Zwitserleven Duurzaam Index Aandelenfonds Noord-Amerika invests directly and indirectly, via ACTIAM Duurzaam Index Aandelenfonds Noord-Amerika, in a sustainable manner in shares of listed North American companies. The fund is managed on a systematic basis. The objective is to approach the return of the MSCI North America Index Net EUR as much as possible, taking into account the exclusion criteria. Investments are only made in shares which are not excluded on the basis of the General Exclusion Criteria as formulated by Cardano. This results in a deviation (tracking error) with respect to the index. The cash that becomes available due to the exclusion of companies is invested such that the tracking error is minimised. Securities lending is not permitted and currency risk will not be hedged.

#### Performance and risk characteristics

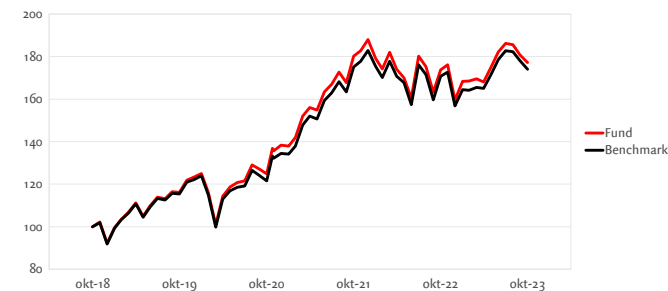
	Fund	Benchmark
Standard deviation 36m	15,74%	15,56%
Sharpe ratio 36m	0,73	0,76
Tracking error (ex-ante)	0,85%	
Percentage ESG exclusions	20,17%	

#### Net Performance<sup>2</sup>

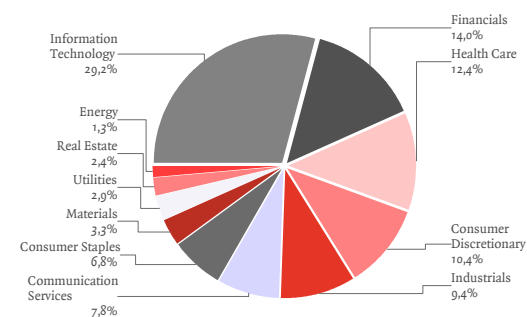
	Fund	Benchmark
1 month	-1,97%	-2,31%
3 months	-4,86%	-4,79%
12 months	1,96%	1,96%
3 years, annualised <sup>1)</sup>	12,37%	12,69%
5 years, annualised <sup>1)</sup>	12,12%	11,72%
2023	10,95%	10,96%

	2018	2019	2020	2021	2022
Fund	-0,36%	33,85%	12,21%	35,88%	-15,05%
Benchmark	-0,98%	33,10%	10,04%	36,04%	-14,25%

#### Price Index Fund<sup>2</sup>



#### Sectors



#### Key Information as of October 31st 2023

Investment Institution	Zwitserleven Institutionele Beleggingsfondsen
Currency	Euro
Inception Date	11-25-2020
Fund Manager	Cardano Asset Management N.V.
Asset Manager	Cardano Asset Management N.V.
Country of Residence	The Netherlands
Benchmark	MSCI North America Index Net EUR
Ongoing charges figure	0,020% (2022)
Obtainable via	Insurance product Zwitserleven

#### Prices (Euro) and Facts

Net Asset Value End of Month	32,39
Highest price 12 months	34,42
Lowest price 12 months	28,94
Fund size	1.571.140.587
Outstanding participations	48.502.205
SFDR classification	8

#### Fundamental Investment Principles (ESG-criteria)\*



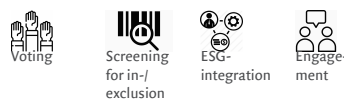
\* Click the symbols for more information

#### Sustainability and Impact<sup>3</sup>

ESG	CO <sub>2</sub>	Waterverbruik
ESG-score	CO <sub>2</sub> -uitstoot	Waterverbruik
65	48.000 in tonnen	4.000 in liter (x1000)

#### Instruments ESG-policy

(\*Click the symbols for more information)



#### Top Holdings

Apple Computer Inc	7,04%	Alphabet Inc-Cl A	1,91%
Microsoft Corp	6,30%	Tesla Inc	1,49%
Amazon.Com	3,24%	Unitedhealth Group	1,39%
Nvidia	2,72%	Eli Lilly & Co	1,34%
Alphabet Inc-Cl C	1,95%	Jpmorgan Chase & Co	1,19%

#### Currency and country allocation

USD	95,88%	United States	93,11%
CAD	4,40%	Canada	4,63%
EUR	-0,28%	Ireland	0,96%
Other	0,00%	Switzerland	0,35%
		United Kingdom	0,31%
		Others	0,64%