



#### Fund Profile

The Zwitserleven Mixfonds invests about half the portfolio in European equities and the other half in euro government bonds and corporate bonds, within a bandwidth of 45%-55%. If the fund managers expect equities to perform well, they may increase this weighting to a maximum of 55%. The same goes for bonds. The prices for equities and bonds often move in opposite directions, allowing the investor to profit from a more stable return. The fund's investment objective is to at least match the return of the benchmark. All debtors and/or (fixed income) securities in the investment universe obtain an ESG-score. The ESG-score of the portfolio will always exceed the ESG-score of the benchmark. The fund has sustainable characteristics and aims to contribute to long-term sustainability objectives in the field of the environment and social development and good entrepreneurship.

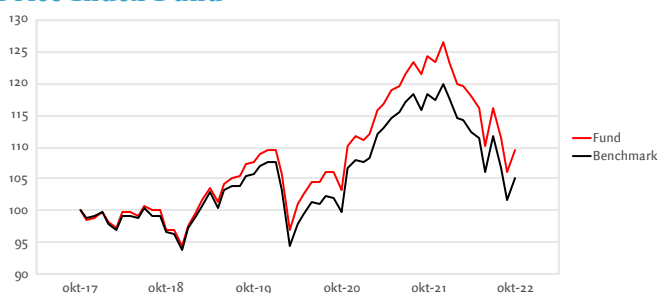
#### Performance and risk characteristics

	Fund	Benchmark
Standard deviation 36m	10,31%	10,37%
Sharpe ratio 36m	0,05	-0,02

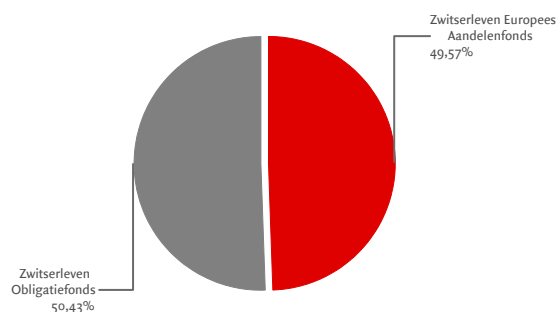
#### Net Performance

	Fund		Benchmark		
1 month	3,01%		3,20%		
3 months	-5,80%		-5,97%		
12 months	-11,85%		-11,12%		
3 years, annualised	1)	0,57%	-0,19%		
5 years, annualised	1)	1,82%	0,99%		
2022		-13,48%	-12,48%		
	2017	2018	2019	2020	2021
Fund	4,71%	-4,45%	16,15%	1,76%	13,33%
Benchmark	5,19%	-5,24%	14,69%	0,32%	11,03%

#### Price Index Fund



#### Asset Classes



#### Key Information as of October 31st 2022

Investment Institution	Zwitserleven Institutionele Beleggingsfondsen
Currency	Euro
Inception Date	01-01-1996
Fund Manager	ACTIAM N.V.
Country of Residence	The Netherlands
Benchmark	25% iBoxx € Sovereign 1-10 Index (TR), 25% iBoxx € Non Sovereign Index (TR), 50% MSCI Europe Index Net EUR
Ongoing charges figure	0,050% (2021)
Obtainable via	Insurance product Zwitserleven

#### Prices (Euro) and Facts

Net Asset Value End of Month	42,51
Highest price 12 months	49,49
Lowest price 12 months	40,95
Fund size	317.863.782
Outstanding participations	7.477.424
SFDR classification	8

#### Fundamental Investment Principles (ESG-criteria)\*




\* Click the symbols for more information

#### Sustainability and Impact<sup>2</sup>

ESG	CO <sub>2</sub>	Water
ESG-score	CO <sub>2</sub> -uitstoot in tonnen	Waterverbruik in liter (x1000)
+14,3%	+17,6%	+75,0%
72 Fund	63 Benchmark	14.000 Fund
		17.000 Benchmark
		1.000 Fund
		4.000 Benchmark

#### Instruments ESG-policy



(\*Click the symbols for more information)

#### Top Equity Holdings

Roche Holding -Genuss	4,6%
Novo Nordisk A/S-B	4,4%
Nestle -Reg	4,3%
Astrazeneca	3,9%
Asml Holding Nv	3,6%

#### Largest Fixed Income Issuers and Ratings

Debtors (top 5)		Ratings	
Italy	11,06%	AAA	22,9%
France	8,52%	AA	27,9%
Spain	7,50%	A	18,0%
Germany	7,50%	BBB	31,1%
Austria	2,80%	Others	0,1%