



Fund Profile

Zwitserleven Duurzaam Index Aandelenfonds Noord -Amerika invests directly and indirectly, via ACTIAM Duurzaam Index Aandelenfonds Noord -Amerika, in a sustainable manner in shares of listed North American companies. The fund is managed on a systematic basis. The objective is to approach the return of the MSCI North America Index Net EUR as much as possible, taking into account the exclusion criteria. Investments are only made in shares which are not excluded on the basis of the General and Additional Exclusion Criteria as formulated by ACTIAM. This results in a deviation (tracking error) with respect to the index. The cash that becomes available due to the exclusion of companies is invested such that the tracking error is minimised. Securities lending is not permitted and currency risk will not be hedged.

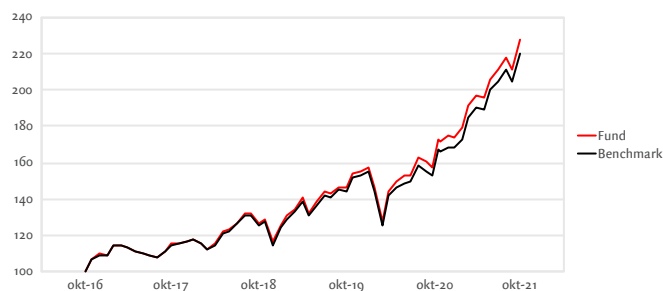
Performance and risk characteristics

	Fund	Benchmark
Standard deviation 36m	17,51%	17,55%
Sharpe ratio 36m	1,25	1,19
Tracking error (ex-ante)	0,85%	
Percentage ESG exclusions	20,84%	

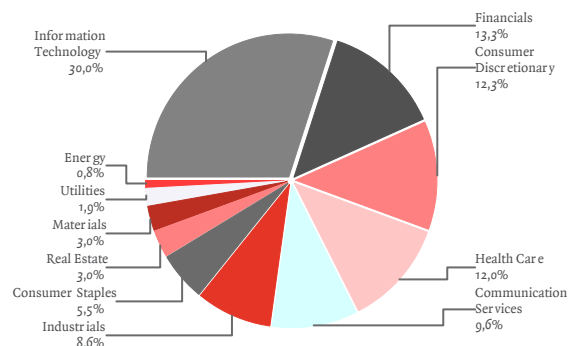
Net Performance²

	Fund		Benchmark		
1 month	7,42%		7,14%		
3 months	7,82%		7,43%		
12 months	44,22%		43,95%		
3 years, annualised	21,67%	¹⁾	20,52%		
5 years, annualised	17,86%	¹⁾	17,03%		
2021	30,18%		30,19%		
	2016	2017	2018	2019	2020
Fund	15,57%	6,42%	-0,36%	33,85%	12,21%
Benchmark	14,91%	6,19%	-0,98%	33,10%	10,04%

Price Index Fund²



Sectors



Key Information as of October 31st 2021

Investment Institution	Zwitserleven Institutionele Beleggingsfondsen
Currency	Euro
Inception Date	11-25-2020
Fund Manager	ACTIAM N.V.
Asset Manager	ACTIAM N.V.
Country of Residence	The Netherlands
Benchmark	MSCI North America Index Net EUR
Ongoing charges figure	0,020% (Expected)
Obtainable via	Insurance product Zwitserleven

Prices (Euro) and Facts

Net Asset Value End of Month	32,93
Highest price 12 months	32,93
Lowest price 12 months	24,69
Fund size	1.486.726.466
Outstanding participations	45.154.156
SFDR classification	9

Fundamental Investment Principles (ESG-criteria)*




* Click the symbols for more information

Sustainability and Impact³

ESG	CO ₂ -uitstoot	Waternutrient
ESG-score	in tonnen	in liter (x1000)
+13,5%	+24,1%	+28,6%
59 Fund	44.000 Fund	5.000 Fund
52 Benchmark	58.000 Benchmark	7.000 Benchmark

Instruments ESG-policy



(*Click the symbols for more information)

Top Holdings

Apple Computer Inc	5,73%	Tesla Inc	2,11%
Microsoft Corp	5,52%	Nvidia	1,50%
Amazon.Com	3,54%	Jp Morgan Chase & Co	1,25%
Alphabet Inc-CI A	2,21%	Unitedhealth Group	1,05%
Alphabet Inc-CI C	2,13%	Bank Of America Corp	0,98%

Currency and country spread

USD	95,20%	United States	95,30%
CAD	4,66%	Canada	4,70%
EUR	0,13%		
Other	0,00%		