



#### Fund Profile

The Zwitserleven Mixfonds invests about half the portfolio in European equities and the other half in euro government bonds and corporate bonds, within a bandwidth of 45%-55%. If the fund managers expect equities to perform well, they may increase this weighting to a maximum of 55%. The same goes for bonds. The prices for equities and bonds often move in opposite directions, allowing the investor to profit from a more stable return. The fund's investment objective is to at least match the return of the benchmark. All debtors and/or (fixed income) securities in the investment universe obtain an ESG-score. The ESG-score of the portfolio will always exceed the ESG-score of the benchmark. The fund has sustainable characteristics and aims to contribute to long-term sustainability objectives in the field of the environment and social development and good entrepreneurship.

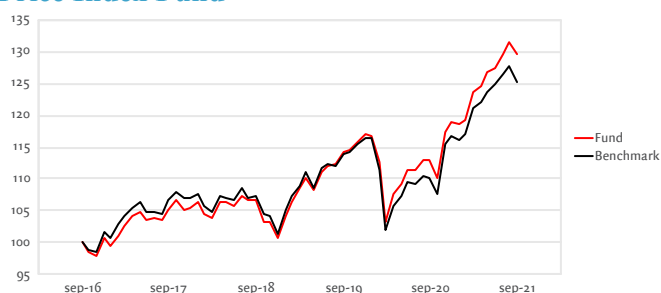
#### Performance and risk characteristics

	Fund	Benchmark
Standard deviation 36m	8,68%	8,92%
Sharpe ratio 36m	0,81	0,62

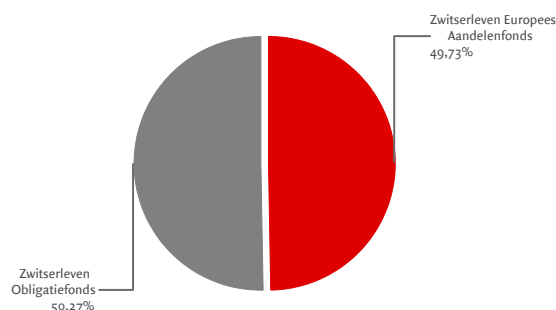
#### Net Performance

	Fund		Benchmark		
1 month	-1,46%		-1,89%		
3 months	1,65%		0,36%		
12 months	14,59%		13,73%		
3 years, annualised	6,72%	1)	5,29%		
5 years, annualised	5,32%	1)	4,60%		
2021	8,94%		7,24%		
	2016	2017	2018	2019	2020
Fund	3,22%	4,71%	-4,45%	16,15%	1,76%
Benchmark	3,15%	5,19%	-5,24%	14,69%	0,32%

#### Price Index Fund



#### Asset Classes



#### Key Information as of September 30th 2021

Investment Institution	Zwitserleven Institutionele Beleggingsfondsen
Currency	Euro
Inception Date	01-01-1996
Fund Manager	ACTIAM N.V.
Country of Residence	The Netherlands
Benchmark	25% iBoxx € Sovereign 1-10 Index (TR), 25% iBoxx € Non Sovereign Index (TR), 50% MSCI Europe Index Net EUR
Ongoing charges figure	0,050% (2020)
Obtainable via	Insurance product Zwitserleven

#### Prices (Euro) and Facts

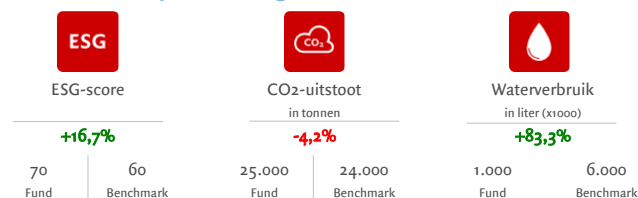
Net Asset Value End of Month	47,23
Highest price 12 months	48,25
Lowest price 12 months	40,16
Fund size	371.207.013
Outstanding participations	7.859.684

#### Fundamental Investment Principles (ESG-criteria)\*




\* Click the symbols for more information

#### Sustainability and Impact<sup>2</sup>



#### Instruments ESG-policy



(\*Click the symbols for more information)

#### Top Equity Holdings

Asm Lithography Holding	5,0%
Roche Holding -Genuss	3,6%
Nestle -Reg	3,3%
Novo-Nordisk -B	3,3%
Astrazeneca	2,8%

#### Largest Fixed Income Issuers and Ratings

Debtors (top 5)		Ratings	
Italy	10,69%	AAA	24,0%
Germany	10,29%	AA	25,3%
France	9,77%	A	20,3%
Spain	7,48%	BBB	29,5%
Netherlands	2,45%	Others	1,0%