



#### Fund Profile

Zwitsersleven Impact Wereld Aandelenfonds invests directly and indirectly, via ACTIAM Impact Wereld Aandelenfonds, in liquid equities of listed companies from Europe, North America, Asia and Pacific and emerging countries. The investment objective is to achieve a return that is, on the basis of a three year period, at least equal to the return of the benchmark. In addition to pursuing a financial return objective, it is expressly aimed to also add non-financial value. Especially by investing in companies that actively contribute to the Sustainable Development Goals ("SDGs") such as adopted by the United Nations (UN). At the same time a negative impact on the planetary boundaries is limited, such as specified by Stockholm Resilience Center in Rockström et al. (2009).

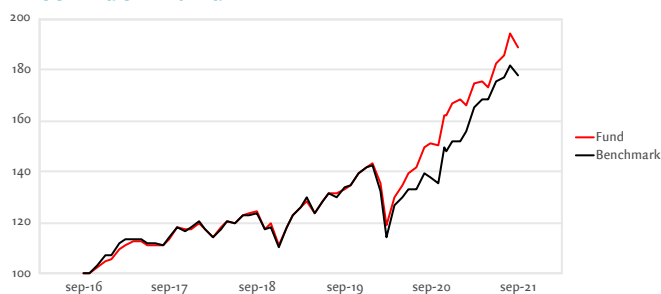
#### Performance and risk characteristics

	Fund	Benchmark
Standard deviation 36m	14,55%	16,03%
Sharpe ratio 36m	1,05	0,81
Tracking error	4,19%	

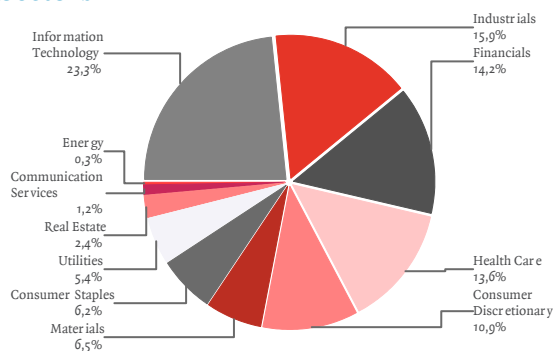
#### Net Performance<sup>2</sup>

	Fund		Benchmark		
1 month	-2,78%		-2,35%		
3 months	3,31%		1,25%		
12 months	24,50%		28,94%		
3 years, annualised <sup>1)</sup>	14,92%		12,76%		
5 years, annualised <sup>1)</sup>	13,54%		12,20%		
2021		13,15%		17,31%	
	2016	2017	2018	2019	2020
Fund	8,01%	11,92%	-5,46%	27,20%	17,95%
Benchmark	9,10%	10,56%	-6,73%	28,93%	6,65%

#### Price Index Fund<sup>2</sup>



#### Sectors



#### Key Information as of September 30th 2021

Investment Institution	Zwitsersleven Institutionele Beleggingsfondsen
Currency	Euro
Inception Date	11-25-2020
Fund Manager	ACTIAM N.V.
Asset Manager	ACTIAM N.V.
Country of Residence	The Netherlands
Benchmark	MSCI All Country World Index Net EUR
Ongoing charges figure	0,100% (Expected)
Obtainable via	Insurance product Zwitsersleven

#### Prices (Euro) and Facts

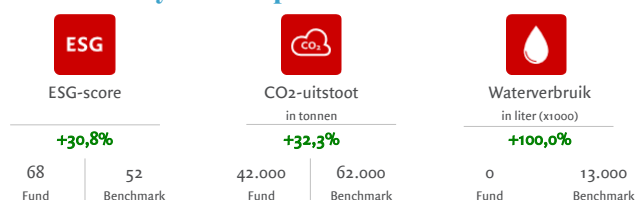
Net Asset Value End of Month	29,08
Highest price 12 months	30,15
Lowest price 12 months	24,62
Fund size	844.678.901
Outstanding participations	29.044.102

#### Fundamental Investment Principles (ESG-criteria)\*



\* Click the symbols for more information

#### Sustainability and Impact<sup>3</sup>



#### Instruments ESG-policy



(\*Click the symbols for more information)

#### Top Holdings

Microsoft Corp	4,55%	Danaher	2,44%
Pnc Financial Services Group	4,10%	Upm-Kymmene	2,22%
Us Bancorp	3,98%	Schneider Electric Se	2,21%
Nvidia	3,16%	Idp Education Ltd	2,13%
Edwards Lifesciences Corp	3,12%	Accenture Plc	2,08%

#### Currency and country spread

USD	54,94%	United States	52,29%
EUR	11,10%	Japan	7,48%
JPY	7,49%	China	5,43%
AUD	4,43%	Australia	4,47%
TWD	3,81%	France	4,05%
Other	18,22%	Others	26,28%