



#### Fund Profile

Zwitserleven Duurzaam Index Aandelenfonds Opkomende Landen invests, via ACTIAM Duurzaam Index Aandelenfonds Opkomende Landen, in a sustainable manner in shares of listed companies in Emerging Markets. The fund is managed on a systematic basis. The objective is to approach the return of the MSCI Emerging Markets Index Net EUR as much as possible, taking into account the exclusion criteria. Investments are only made in shares which are not excluded on the basis of the General and Additional Exclusion Criteria as formulated by ACTIAM. This results in a deviation (tracking error) with respect to the index. The cash that becomes available due to the exclusion of companies is invested such that the tracking error is minimised. Securities lending is not permitted and currency risk will not be hedged.

#### Performance and risk characteristics

	Fund	Benchmark
Standard deviation 36m	16,60%	16,52%
Sharpe ratio 36m	0,57	0,54
Tracking error	1,23%	
Percentage ESG exclusions	39,35%	

#### Net Performance<sup>2</sup>

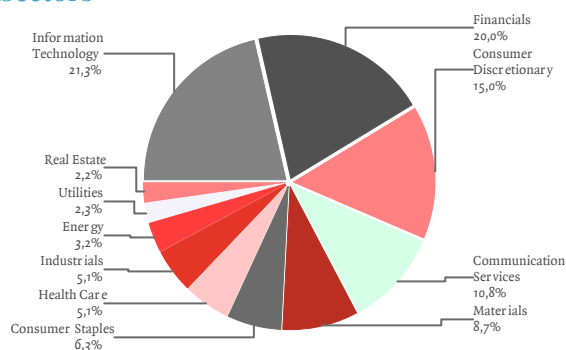
	Fund	Benchmark
1 month	-3,01%	-2,19%
3 months	-6,61%	-5,95%
12 months	19,26%	19,60%
3 years, annualised <sup>1)</sup>	9,19%	8,66%
2021	3,34%	4,26%

	2016	2017	2018	2019	2020
Fund	NA	21,23%	-10,77%	20,41%	11,58%
Benchmark	NA	20,59%	-10,27%	20,60%	8,54%

#### Price Index Fund<sup>2</sup>



#### Sectors



#### Key Information as of September 30th 2021

Investment Institution	Zwitserleven Beleggingsfondsen
Currency	Euro
Inception Date	11-25-2020
Fund Manager	ACTIAM N.V.
Asset Manager	ACTIAM N.V. & AMUNDI
Country of Residence	The Netherlands
Benchmark	MSCI Emerging Markets Index Net EUR
Ongoing charges figure	0,020% (Expected)
Obtainable via	Insurance product Zwitserleven

#### Prices (Euro) and Facts

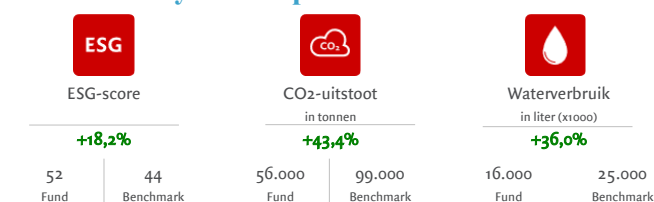
Net Asset Value End of Month	26,46
Highest price 12 months	29,32
Lowest price 12 months	24,40
Fund size	512.989.953
Outstanding participations	19.384.850

#### Fundamental Investment Principles (ESG-criteria)<sup>\*</sup>




\* Click the symbols for more information

#### Sustainability and Impact<sup>3</sup>



#### Instruments ESG-policy



(\*Click the symbols for more information)

#### Top Holdings

Taiwan Semiconductor Manu	6,54%	Sk Innovation Co Ltd	1,38%
Tencent Holdings Ltd	4,33%	Infosys Ltd	1,03%
Samsung Electronics Co Ltd	3,79%	China Construction Bank-H	0,91%
Alibaba Group Holding Ltd	3,61%	Gs Holdings	0,89%
Meituan	1,73%	Housing Development Finan	0,87%

#### Currency and country spread

HKD	23,55%	China	31,34%
TWD	14,71%	Taiwan	14,53%
KRW	12,78%	Korea, Republic Of	12,84%
INR	12,10%	India	12,13%
USD	6,49%	Brazil	4,64%
Other	30,37%	Others	24,52%