

FACTSHEET As of 31 August 2023

ACTIAM Sustainable Index Fund Equity Pacific


Fund Profile

ACTIAM Sustainable Index Fund Equity Pacific invests in a sustainable manner in shares of listed companies in the Pacific (Japan, Singapore, Hong Kong, New-Zealand and Australia). The fund is managed on a systematic basis. The objective is to approach the return of the MSCI Pacific Index Net EUR as much as possible, taking into account the exclusion criteria. Investments are only made in shares which are not excluded on the basis of the General Exclusion Criteria as formulated by Cardano. This results in a deviation (tracking error) with respect to the index. The cash that becomes available due to the exclusion of companies is invested such that the tracking error is minimised. Securities lending is not permitted and currency risk will not be hedged.

ESG-criteria

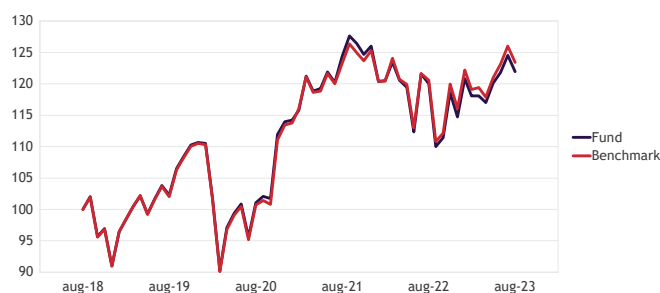
All companies are assessed for compliance with minimum requirements for environmental, social and governance policy and behavior using exclusion criteria. The General Exclusion Criteria are policy principles formulated by Cardano for a respectful approach to the environment, people and society. In addition to the current state of affairs, an assessment of these ESG criteria tests the extent to which companies are able and willing to demonstrate adaptation. If this is insufficient in the assessment of Cardano, companies are excluded from investment.

Legend ESG-criteria (Environmental, Social, Governance)

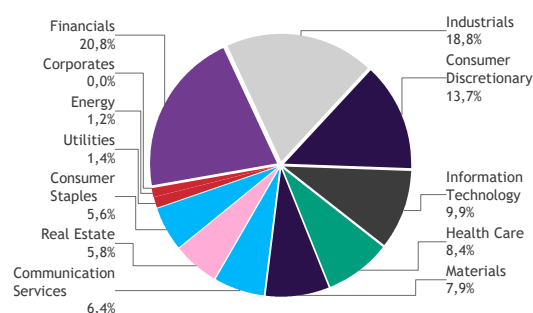


The legend indicates for which % the fund meets the fundamental principles.

Price Index Fund



Sectors



Key Information

Morningstar rating ²	★★★★★
Fund Manager	Cardano Asset Management N.V.
ISIN	NL0015000PP5
Inception Date	December 8th 2009
NAV at inception date	50.000
Currency	euro
Ticker	SNSRIEP NA
Benchmark	MSCI Pacific Index Net EUR
Ongoing charges figure	nil
Number of ESG exclusions	53
Holdings in portfolio	302

Net Performance

	fund	benchmark
1 month	-2,08%	-2,06%
2023	6,27%	6,32%
12 months	1,59%	2,37%
3 years, annualised ¹	6,45%	7,02%
5 years, annualised ¹	4,05%	4,30%
10 years, annualised ¹	6,88%	6,97%
Since start, annualised ¹	7,31%	7,42%
Tracking error (ex-ante)	0,81%	

Prices in EUR

Price End of Month	131.784,17
Highest price 12 months	136.647,99
Lowest price 12 months	117.464,92

Fund size	186.583.281
Outstanding participations	1.416
SFDR classification	8

Top 10 Holdings

Toyota Motor Corporation	3,56%
Commonwealth Bank Of Australia	2,28%
Sony Group Corp	2,06%
Aia Group Ltd	1,98%
Mitsubishi Ufj Financial Group	1,74%
Csl Ltd	1,64%
Keyence Corp	1,59%
Tokyo Electron	1,35%
Hitachi	1,31%
National Australia Bank	1,26%

Currencies

JPY	66,85%
AUD	21,54%
HKD	6,78%
SGD	3,72%
NZD	0,61%
USD	0,51%

Countries

Japan	66,83%
Australia	21,53%
Hong Kong	6,77%
Singapore	3,86%
New-Zealand	0,61%
United States	0,39%