

## FACTSHEET As of 31 August 2023

### ACTIAM Sustainable Index Fund Equity Europe


#### Fund Profile

ACTIAM Sustainable Index Fund Equity Europe invests in a sustainable manner in shares of listed European companies. The fund is managed on a systematic basis. The objective is to approach the return of the MSCI Europe Index Net EUR as much as possible, taking into account the exclusion criteria. Investments are only made in shares which are not excluded on the basis of the General Exclusion Criteria as formulated by Cardano. This results in a deviation (tracking error) with respect to the index. The cash that becomes available due to the exclusion of companies is invested such that the tracking error is minimised. Securities lending is not permitted and currency risk will not be hedged.

#### ESG-criteria

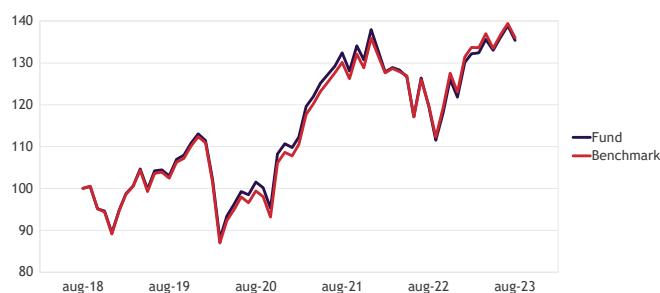
All companies are assessed for compliance with minimum requirements for environmental, social and governance policy and behavior using exclusion criteria. The General Exclusion Criteria are policy principles formulated by Cardano for a respectful approach to the environment, people and society. In addition to the current state of affairs, an assessment of these ESG criteria tests the extent to which companies are able and willing to demonstrate adaptation. If this is insufficient in the assessment of Cardano, companies are excluded from investment.

#### Legend ESG-criteria (Environmental, Social, Governance)

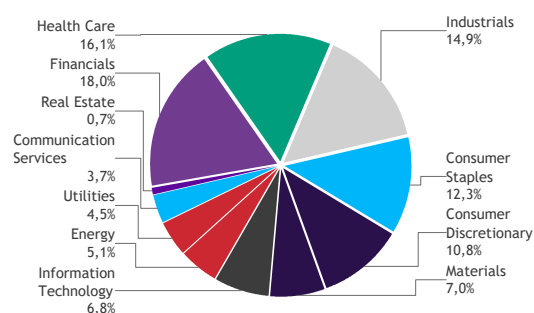


The legend indicates for which % the fund meets the fundamental principles.

#### Price Index Fund



#### Sectors



#### Key Information

|                                 |                               |
|---------------------------------|-------------------------------|
| Morningstar rating <sup>2</sup> | ★★★★★                         |
| Fund Manager                    | Cardano Asset Management N.V. |
| ISIN                            | NL0015000PL4                  |
| Inception Date                  | June 21st 2013                |
| NAV at inception date           | 25,00                         |
| Currency                        | euro                          |
| Ticker                          | SNSREUA NA                    |
| Benchmark                       | MSCI Europe Index Net EUR     |
| Ongoing charges figure          | nil                           |
| Number of ESG exclusions        | 41                            |
| Holdings in portfolio           | 388                           |

#### Net Performance

|                                      | fund   | benchmark |
|--------------------------------------|--------|-----------|
| 1 month                              | -2,49% | -2,45%    |
| 2023                                 | 11,18% | 10,55%    |
| 12 months                            | 13,23% | 13,50%    |
| 3 years, annualised <sup>1</sup>     | 10,08% | 11,00%    |
| 5 years, annualised <sup>1</sup>     | 6,25%  | 6,35%     |
| 10 years, annualised <sup>1</sup>    | 7,23%  | 7,04%     |
| Since start, annualised <sup>1</sup> | 5,67%  | 5,39%     |
| Tracking error (ex-ante)             | 0,82%  |           |

#### Prices in EUR

|                         |       |
|-------------------------|-------|
| Price End of Month      | 53,39 |
| Highest price 12 months | 54,82 |
| Lowest price 12 months  | 43,39 |

|                            |             |
|----------------------------|-------------|
| Fund size                  | 286.977.727 |
| Outstanding participations | 5.375.117   |
| SFDR classification        | 8           |

#### Top 10 Holdings

|                             |       |
|-----------------------------|-------|
| Nestle -Reg                 | 3,24% |
| Novo Nordisk A/S-B          | 3,07% |
| Lvmh Moet Hennessy Louis V. | 2,65% |
| Asml Holding Nv             | 2,64% |
| Astrazeneca                 | 2,23% |
| Novartis -Reg               | 2,18% |
| Roche Holding -Genuss       | 2,08% |
| Hsbc Holdings               | 1,54% |
| Sap Se                      | 1,50% |
| Unilever                    | 1,46% |

#### Currencies

|     |        |
|-----|--------|
| EUR | 52,20% |
| GBP | 20,93% |
| CHF | 15,79% |
| DKK | 4,79%  |
| SEK | 4,47%  |
| NOK | 1,55%  |
| USD | 0,27%  |

#### Countries

|                |        |
|----------------|--------|
| United Kingdom | 19,76% |
| France         | 17,03% |
| Switzerland    | 16,45% |
| Germany        | 12,90% |
| Netherlands    | 7,20%  |
| Denmark        | 4,79%  |
| Spain          | 4,53%  |
| Sweden         | 4,14%  |
| Italy          | 3,24%  |
| Others         | 9,96%  |