



#### Fund Profile

Zwitserleven Index Wereld Aandelenfonds invests in sustainably and systematically managed investment companies that themselves invest in equities in the regions Europe (37.5%), North America (35%), Pacific (12.5%) and Emerging Markets (15%). The allocation across the investment entities can deviate up to 5% from the default allocation. The fund promotes, among other, environmental or social characteristics. Taking into account applicable exclusion criteria, aims to approach the return of the benchmark as closely as possible. The benchmark is made up of the underlying benchmarks of the constituent funds.

#### Performance and risk characteristics

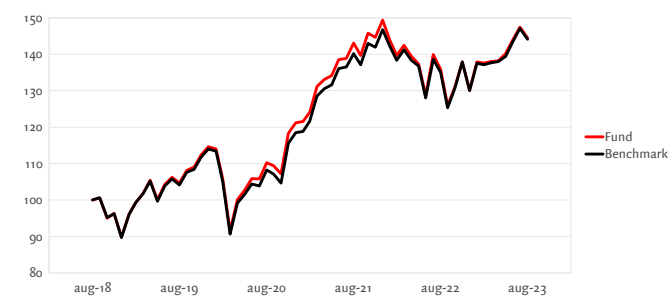
	Fund	Benchmark
Standard deviation 36m	13,26%	13,17%
Sharpe ratio 36m	0,65	0,70
Tracking error (ex-ante)	2,80%	
Percentage ESG exclusions	31,40%	

#### Net Performance<sup>2</sup>

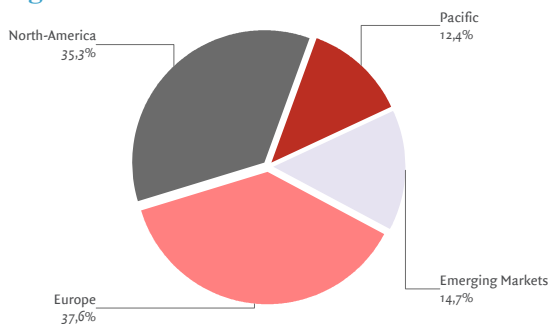
	Fund	Benchmark
1 month	-2,03%	-1,98%
3 months	3,05%	3,41%
12 months	6,31%	6,78%
3 years, annualised <sup>1)</sup>	9,42%	10,03%
5 years, annualised <sup>1)</sup>	7,63%	7,59%
2023	11,02%	10,87%

	2018	2019	2020	2021	2022
Fund	-6,22%	27,62%	5,73%	23,26%	-12,90%
Benchmark	-6,77%	27,12%	3,99%	23,82%	-11,40%

#### Price Index Fund<sup>2</sup>



#### Regions



#### Key Information as of August 31st 2023

Investment Institution	Zwitserleven Beleggingsfondsen
Currency	Euro
Inception Date	11-06-2019
Fund Manager	Cardano Asset Management N.V.
Asset Manager	Cardano Asset Management N.V.
Country of Residence	The Netherlands
Benchmark	See below
Ongoing charges figure	0,020% (2022)
Obtainable via	Insurance product Zwitserleven

#### Prices (Euro) and Facts

Net Asset Value End of Month	61,86
Highest price 12 months	63,14
Lowest price 12 months	53,89
Fund size	66.411.201
Outstanding participations	1.073.618
Dividend paying	No
SFDR classification	8

#### Fundamental Investment Principles (ESG-criteria)\*




\* Click the symbols for more information

#### Sustainability and Impact<sup>3</sup>

<b>ESG</b>	<b>CO<sub>2</sub></b>	<b>Water</b>
ESG-score	CO <sub>2</sub> -uitstoot	Waternverbruik
66	6.000 in tonnen	1.000 in liter (x1000)

#### Instruments ESG-policy

(\*Click the symbols for more information)



#### Underlying investment categories & Benchmarks

Europe	37,5%	MSCI Europe Index Net EUR
North-America	35%	MSCI North America Index Net EUR
Pacific	12,5%	MSCI Pacific Index Net EUR
Emerging Markets	15%	MSCI Emerging Markets Index Net EUR

#### Currency and country allocation

USD	34,37%	United States	33,03%
EUR	19,95%	Japan	8,26%
JPY	8,26%	United Kingdom	7,53%
GBP	7,91%	France	6,32%
CHF	5,67%	Switzerland	5,99%
Other	23,84%	Other	38,87%