



#### Fund Profile

Zwitserleven Duurzaam Index Aandelenfonds Pacific invests directly and indirectly, via ACTIAM Duurzaam Index Aandelenfonds Pacific, in a sustainable manner in shares of listed companies in the Pacific (Japan, Singapore, Hong Kong, New Zealand and Australia). The fund is managed on a systematic basis. The objective is to approach the return of the MSCI Pacific Index Net EUR as much as possible, taking into account the exclusion criteria. Investments are only made in shares which are not excluded on the basis of the General Exclusion Criteria as formulated by Cardano. This results in a deviation (tracking error) with respect to the index. The cash that becomes available due to the exclusion of companies is invested such that the tracking error is minimised. Securities lending is not permitted and currency risk will not be hedged.

#### Performance and risk characteristics

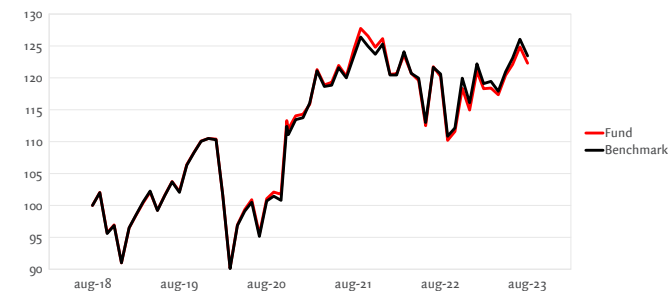
	Fund	Benchmark
Standard deviation 36m	12,33%	12,30%
Sharpe ratio 36m	0,47	0,51
Tracking error (ex-ante)	0,81%	
Percentage ESG exclusions	14,89%	

#### Net Performance<sup>2</sup>

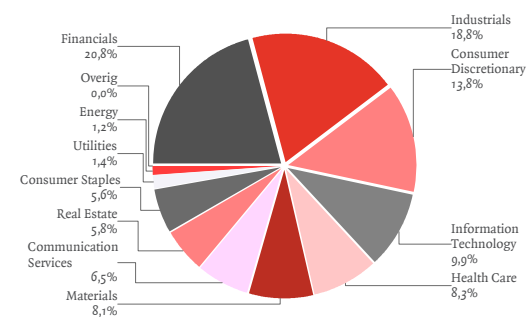
	Fund	Benchmark
1 month	-2,06%	-2,06%
3 months	1,55%	2,05%
12 months	1,74%	2,37%
3 years, annualised	6,56%	7,02%
5 years, annualised	4,10%	4,30%
2023	6,39%	6,32%

	2018	2019	2020	2021	2022
Fund	-7,47%	21,46%	3,20%	10,61%	-8,89%
Benchmark	-7,58%	21,45%	2,69%	10,42%	-7,34%

#### Price Index Fund<sup>2</sup>



#### Sectors



#### Key Information as of August 31st 2023

Investment Institution	Zwitserleven Institutionele Beleggingsfondsen
Currency	Euro
Inception Date	11-25-2020
Fund Manager	Cardano Asset Management N.V.
Asset Manager	Cardano Asset Management N.V.
Country of Residence	The Netherlands
Benchmark	MSCI Pacific Index Net EUR
Ongoing charges figure	0,020% (2022)
Obtainable via	Insurance product Zwitserleven

#### Prices (Euro) and Facts

Net Asset Value End of Month	26,99
Highest price 12 months	27,97
Lowest price 12 months	24,03
Fund size	374.409.698
Outstanding participations	13.874.191
SFDR classification	8

#### Fundamental Investment Principles (ESG-criteria)\*




\* Click the symbols for more information

#### Sustainability and Impact<sup>3</sup>

<b>ESG</b>	<b>CO<sub>2</sub></b>	<b>Waterverbruik</b>
ESG-score	CO <sub>2</sub> -uitstoot	Waterverbruik
66	35.000 in tonnen	2.000 in liter (x1000)

#### Instruments ESG-policy

(\*Click the symbols for more information)



#### Top Holdings

Toyota Motor Corporation	3,56%	Csl Ltd	1,66%
Commonwealth Bank Of Aus	2,28%	Keyence Corp	1,59%
Sony Group Corp	2,06%	Tokyo Electron	1,35%
Aia Group Ltd	1,99%	Hitachi	1,33%
Mitsubishi Ufj Financial Gro	1,76%	National Australia Bank	1,26%

#### Currency and country allocation

JPY	66,92%	Japan	66,88%
AUD	21,62%	Australia	21,07%
HKD	6,80%	Hong Kong	6,90%
SGD	3,65%	Singapore	3,99%
NZD	0,66%	New Zealand	0,85%
Other	0,34%	Others	0,31%