



Fund Profile

Zwitserleven Duurzaam Index Aandelenfonds Opkomende Landen invests, via ACTIAM Duurzaam Index Aandelenfonds Opkomende Landen, in a sustainable manner in shares of listed companies in Emerging Markets. The fund is managed on a systematic basis. The objective is to approach the return of the MSCI Emerging Markets Index Net EUR as much as possible, taking into account the exclusion criteria. Investments are only made in shares which are not excluded on the basis of the General Exclusion Criteria as formulated by Cardano. This results in a deviation (tracking error) with respect to the index. The cash that becomes available due to the exclusion of companies is invested such that the tracking error is minimised. Securities lending is not permitted and currency risk will not be hedged.

Performance and risk characteristics

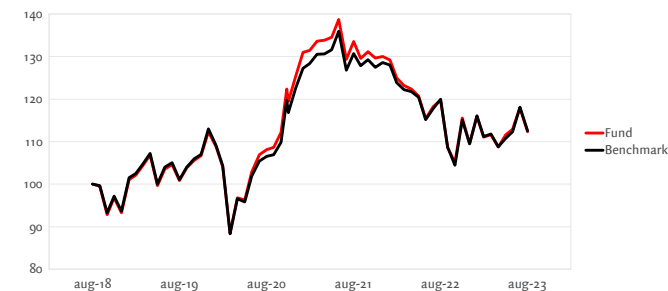
	Fund	Benchmark
Standard deviation 36m	13,57%	13,57%
Sharpe ratio 36m	0,04	0,08
Tracking error (ex-ante)	1,02%	
Percentage ESG exclusions	47,71%	

Net Performance²

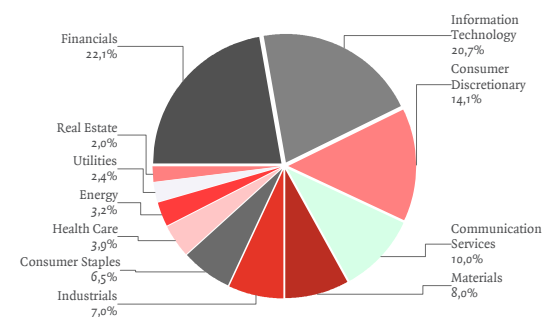
	Fund	Benchmark
1 month	-4,75%	-4,67%
3 months	0,72%	1,63%
12 months	-6,20%	-6,19%
3 years, annualised ¹⁾	1,29%	1,86%
5 years, annualised ¹⁾	2,36%	2,39%
2023	2,54%	2,81%

	2018	2019	2020	2021	2022
Fund	-10,77%	20,41%	11,58%	3,72%	-15,72%
Benchmark	-10,27%	20,60%	8,54%	4,86%	-14,85%

Price Index Fund²



Sectors



Key Information as of August 31st 2023

Investment Institution	Zwitserleven Beleggingsfondsen
Currency	Euro
Inception Date	11-25-2020
Fund Manager	Cardano Asset Management N.V.
Asset Manager	Cardano Asset Management N.V.
Country of Residence	The Netherlands
Benchmark	MSCI Emerging Markets Index Net EUR
Ongoing charges figure	0,020% (2022)
Obtainable via	Insurance product Zwitserleven

Prices (Euro) and Facts

Net Asset Value End of Month	22,95
Highest price 12 months	24,33
Lowest price 12 months	21,11
Fund size	440.719.730
Outstanding participations	19.200.360
SFDR classification	8

Fundamental Investment Principles (ESG-criteria)*




* Click the symbols for more information

Sustainability and Impact³

ESG	CO₂	Waterverbruik
ESG-score	CO ₂ -uitstoot	Waterverbruik
56	57.000 in tonnen	11.000 in liter (x1000)

Instruments ESG-policy

(*Click the symbols for more information)



Top Holdings

Taiwan Semiconductor Manu	6,34%	Sk Innovation Co Ltd	1,12%
Tencent Holdings Ltd	4,22%	Icici Bank Ltd	0,97%
Samsung Electronics Co Ltd	3,63%	Infosys Ltd	0,96%
Alibaba Group Holding Ltd	2,90%	Liquidity	0,94%
Meituan	1,31%	Pdd Holdings Inc	0,93%

Currency and country allocation

HKD	22,84%	China	26,87%
TWD	15,04%	Taiwan	15,09%
INR	14,61%	India	14,76%
KRW	12,39%	Korea, Republic Of	12,52%
BRL	5,44%	Brazil	5,50%
Other	29,68%	Others	25,26%