



Fund Profile

ACTIAM Duurzaam Index Aandelenfonds Noord-Amerika invests in a sustainable manner in shares of listed North American companies. The fund is managed on a systematic basis. The objective is to approach the return of the MSCI North America Index Net EUR as much as possible, taking into account the exclusion criteria. Investments are only made in shares which are not excluded on the basis of the General and Additional Exclusion Criteria as formulated by ACTIAM. This results in a deviation (tracking error) with respect to the index. The cash that becomes available due to the exclusion of companies is invested such that the tracking error is minimised. Securities lending is not permitted and currency risk will not be hedged.

Performance and risk characteristics

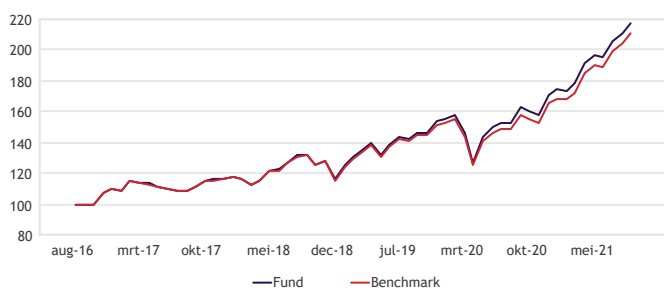
Standard deviation 36 months	17,40%
Sharpe ratio 36 months	1,06
Tracking error	0,79%

Net Performance

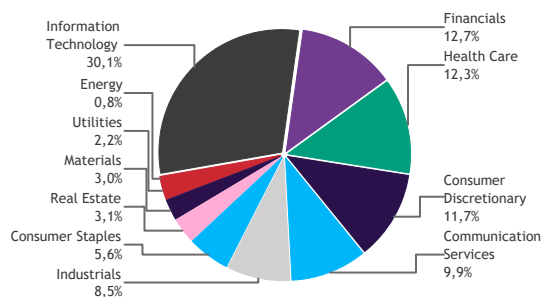
	fund	benchmark
1 month	3,37%	3,25%
2021	24,80%	25,13%
12 months	33,75%	32,99%
3 years, annualised ¹	18,22%	17,27%
Since start, annualised ¹	17,16%	16,45%

	2016	2017	2018	2019	2020
Fund ¹	15,57%	6,41%	-0,33%	33,86%	12,20%
Benchmark	14,91%	6,19%	-0,98%	33,10%	10,04%

Price Index Fund



Sectors



Key Information

Morningstar rating ²	★★★★★
Investment institution	ACTIAM Beleggingsfondsen I ³
ISIN code	NL0014332561
Currency	Euro
Stock exchange listing	Euronext Amsterdam
Inception Date	01-06-2012
Fund Manager	ACTIAM N.V.
Country of residence	Netherlands
Benchmark	MSCI North America Index Net EUR
Ongoing charges figure	0,08% (2020)

Fundamental Investment Principles (ESG-criteria)

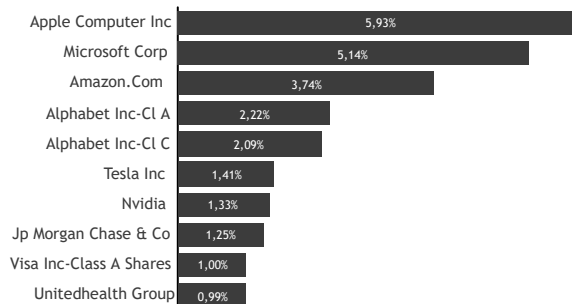
Companies are assessed on social-ethical principles in the areas of people, environment and society. Unacceptable behavior with regard to these themes can lead to exclusion, whereby companies are also assessed on the potential and intention to adapt.



Prices in euro and Facts

Price end of month	91,72
Highest price 12 months	91,90
Lowest price 12 months	67,38
Last Dividend regarding 2020	2,82
Net Asset Value End of Month	91,72
Fund size	1.565.067.774
Outstanding equities	17.062.946
Holdings in portfolio	565
Number of ESG exclusions	139

Top 10 Holdings



Currencies

USD	95,35%
CAD	4,56%
EUR	0,09%

Countries

United States	95,41%
Canada	4,59%