



Fund Profile

The Zwitserleven Mixfonds invests about half the portfolio in European equities and the other half in euro government bonds and corporate bonds, within a bandwidth of 45%-55%. If the fund managers expect equities to perform well, they may increase this weighting to a maximum of 55%. The same goes for bonds. The prices for equities and bonds often move in opposite directions, allowing the investor to profit from a more stable return. The fund's investment objective is to at least match the return of the benchmark. All debtors and/or (fixed income) securities in the investment universe obtain an ESG-score. The ESG-score of the portfolio will always exceed the ESG-score of the benchmark. The fund has sustainable characteristics and aims to contribute to long-term sustainability objectives in the field of the environment and social development and good entrepreneurship.

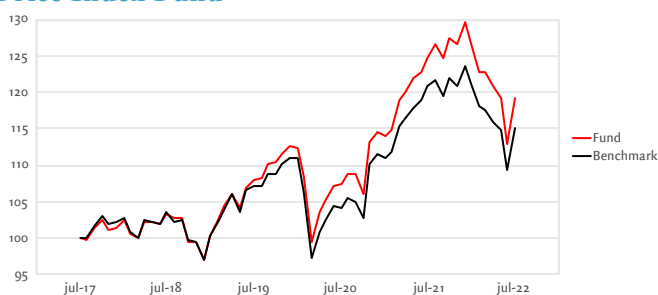
Performance and risk characteristics

	Fund	Benchmark
Standard deviation 36m	9,51%	9,52%
Sharpe ratio 36m	0,38	0,27

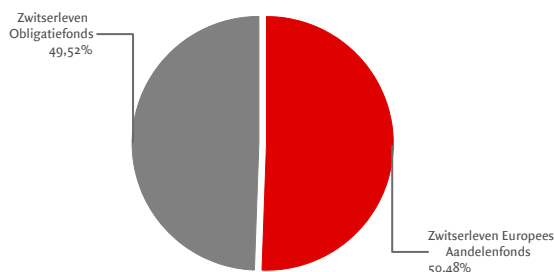
Net Performance

	Fund		Benchmark		
1 month	5,53%		5,43%		
3 months	-1,45%		-0,60%		
12 months	-4,44%		-4,65%		
3 years, annualised	1)	3,37%	2,41%		
5 years, annualised	1)	3,58%	2,87%		
2022		-8,15%	-6,92%		
	2017	2018	2019	2020	2021
Fund	4,71%	-4,45%	16,15%	1,76%	13,33%
Benchmark	5,19%	-5,24%	14,69%	0,32%	11,03%

Price Index Fund



Asset Classes



Key Information as of July 31st 2022

Investment Institution	Zwitserleven Institutionele Beleggingsfondsen
Currency	Euro
Inception Date	01-01-1996
Fund Manager	ACTIAM N.V.
Country of Residence	The Netherlands
Benchmark	25% iBoxx € Sovereign 1-10 Index (TR), 25% iBoxx € Non Sovereign Index (TR), 50% MSCI Europe Index Net EUR
Ongoing charges figure	0,050% (2021)
Obtainable via	Insurance product Zwitserleven

Prices (Euro) and Facts

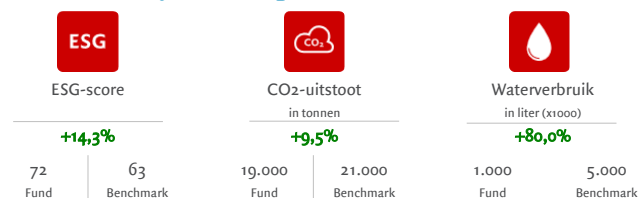
Net Asset Value End of Month	45,13
Highest price 12 months	49,49
Lowest price 12 months	42,33
Fund size	341.644.862
Outstanding participations	7.570.594
SFDR classification	8

Fundamental Investment Principles (ESG-criteria)*




* Click the symbols for more information

Sustainability and Impact²



Instruments ESG-policy



(*Click the symbols for more information)

Top Equity Holdings

Nestle -Reg	4,3%
Roche Holding -Genuss	4,2%
Novo Nordisk A/S-B	4,1%
Asml Holding Nv	3,9%
Astrazeneca	3,8%

Largest Fixed Income Issuers and Ratings

Debtors (top 5)		Ratings	
France	12,59%	AAA	19,1%
Italy	10,78%	AA	31,7%
Spain	7,53%	A	18,3%
Germany	6,12%	BBB	30,8%
Austria	2,44%	Others	0,1%