



#### Fund Profile

Zwitserleven Duurzaam Index Aandelenfonds Opkomende Landen invests, via ACTIAM Duurzaam Index Aandelenfonds Opkomende Landen, in a sustainable manner in shares of listed companies in Emerging Markets. The fund is managed on a systematic basis. The objective is to approach the return of the MSCI Emerging Markets Index Net EUR as much as possible, taking into account the exclusion criteria. Investments are only made in shares which are not excluded on the basis of the General and Additional Exclusion Criteria as formulated by ACTIAM. This results in a deviation (tracking error) with respect to the index. The cash that becomes available due to the exclusion of companies is invested such that the tracking error is minimised. Securities lending is not permitted and currency risk will not be hedged.

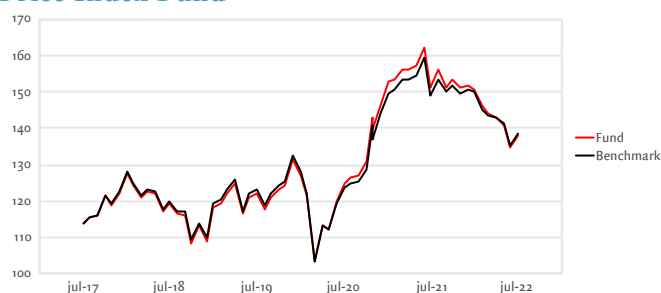
#### Performance and risk characteristics

	Fund	Benchmark
Standard deviation 36m	14,95%	14,86%
Sharpe ratio 36m	0,29	0,28
Tracking error (ex-ante)	1,21%	
Percentage ESG exclusions	42,03%	

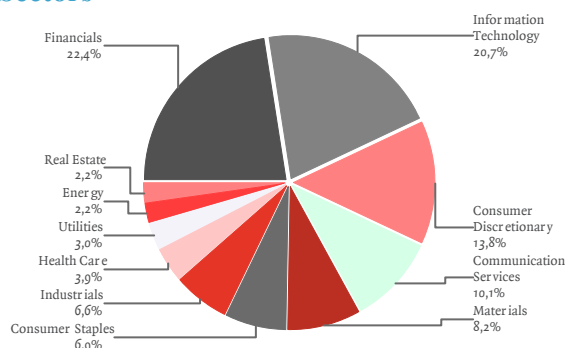
#### Net Performance<sup>2</sup>

	Fund		Benchmark		
1 month	2,50%		2,28%		
3 months	-3,32%		-3,23%		
12 months	-8,55%		-7,07%		
3 years, annualised <sup>1)</sup>	4,18%		3,90%		
5 years, annualised <sup>1)</sup>	3,92%		3,93%		
2022	-9,03%		-8,36%		
	2017	2018	2019	2020	2021
Fund	21,23%	-10,77%	20,41%	11,58%	3,72%
Benchmark	20,59%	-10,27%	20,60%	8,54%	4,86%

#### Price Index Fund<sup>2</sup>



#### Sectors



#### Key Information as of July 31st 2022

Investment Institution	Zwitserleven Beleggingsfondsen
Currency	Euro
Inception Date	11-25-2020
Fund Manager	ACTIAM N.V.
Asset Manager	ACTIAM N.V.
Country of Residence	The Netherlands
Benchmark	MSCI Emerging Markets Index Net EUR
Ongoing charges figure	0,020% (2021)
Obtainable via	Insurance product Zwitserleven

#### Prices (Euro) and Facts

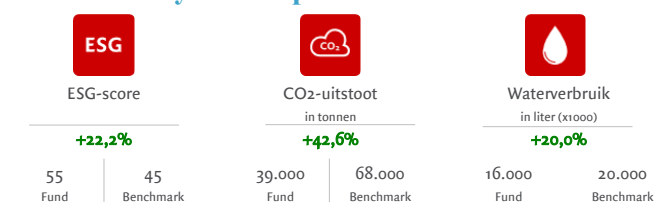
Net Asset Value End of Month	24,16
Highest price 12 months	27,96
Lowest price 12 months	23,02
Fund size	392.352.063
Outstanding participations	16.237.719
SFDR classification	9

#### Fundamental Investment Principles (ESG-criteria)\*




\* Click the symbols for more information

#### Sustainability and Impact<sup>3</sup>



#### Instruments ESG-policy



(\*Click the symbols for more information)

#### Top Holdings

Taiwan Semiconductor Manu	6,57%	Infosys Ltd	1,14%
Tencent Holdings Ltd	3,86%	China Construction Bank-H	1,09%
Samsung Electronics Co Ltd	3,70%	Jd.Com Inc - CIA	0,96%
Alibaba Group Holding Ltd	2,82%	Icici Bank Ltd	0,89%
Meituan	1,47%	Tata Consultancy Svcs Ltd	0,87%

#### Currency and country allocation

HKD	23,88%	China	29,85%
TWD	14,84%	Taiwan	14,48%
INR	13,55%	India	13,52%
KRW	12,02%	Korea, Republic Of	12,02%
CNY	5,58%	Brazil	5,30%
Other	30,14%	Others	24,82%