

## FACTSHEET As of 31 May 2022

### ACTIAM Sustainable Index Fund Equity North America


#### Fund Profile

ACTIAM Sustainable Index Fund Equity North America systematically invests in shares of listed North American companies. The objective is to approach the return of the index, the MSCI North America Index Net EUR, as much as possible. Investments are made exclusively in shares that meet the General and Additional Exclusion Criteria, as formulated by ACTIAM. This results in a deviation (tracking error) with respect to the index. The funds that become available due to the exclusion of companies are invested such that the tracking error is minimised. Securities lending is not permitted and currency risk will not be hedged.

#### ESG-criteria

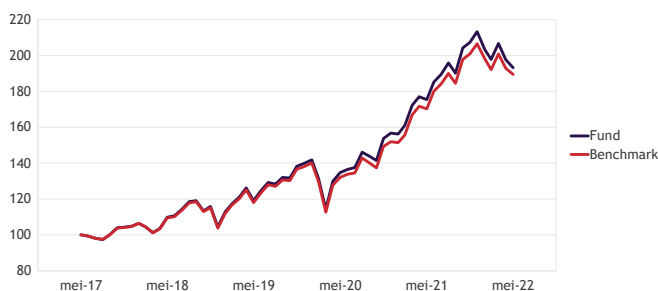
All companies are assessed for compliance with minimum requirements for environmental, social and governance policy and behavior using exclusion criteria. The General Exclusion Criteria are policy principles formulated by ACTIAM for a respectful approach to the environment, people and society. In addition, more strict Additional Exclusion Criteria apply. In addition to the current state of affairs, an assessment of these ESG criteria tests the extent to which companies are able and willing to demonstrate adaptation. If this is insufficient in the assessment of ACTIAM, companies are excluded from investment.

#### Legend ESG-criteria (Environmental, Social, Governance)

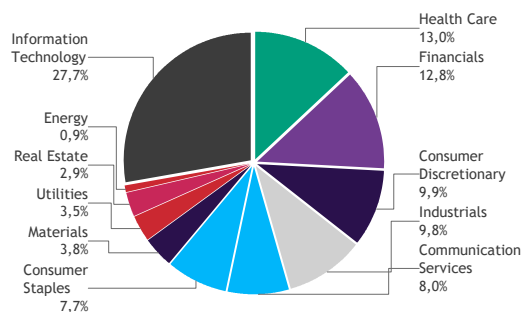


The legend indicates for which % the fund meets the fundamental principles.

#### Price Index Fund



#### Sectors



#### Key Information

Morningstar rating <sup>2</sup>	★★★★★
Fund Manager	ACTIAM N.V.
ISIN	NL0015000PQ3
Inception Date	January 22nd 2009
NAV at inception date	50.000
Currency	euro
Ticker	SNSRENA NA
Benchmark	MSCI North America Index Net EUR
Ongoing charges figure	nil
Number of ESG exclusions	142
Holdings in portfolio	570

#### Net Performance

	fund	benchmark
1 month	-2,27%	-1,70%
2022	-9,47%	-8,26%
12 months	10,08%	11,37%
3 years, annualised <sup>1</sup>	17,53%	17,13%
5 years, annualised <sup>1</sup>	14,08%	13,65%
10 years, annualised <sup>1</sup>	15,32%	14,82%
Since start, annualised <sup>1</sup>	16,08%	15,52%
Tracking error (ex-ante)	1,11%	

#### Prices in EUR

Price End of Month	366.770,25
Highest price 12 months	409.885,00
Lowest price 12 months	332.662,69
Fund size	635.960.187
Outstanding participations	1.734
SFDR classification	9

#### Top 10 Holdings

Apple Computer Inc	6,39%
Microsoft Corp	5,15%
Amazon.Com	2,80%
Alphabet Inc-Cl C	1,91%
Alphabet Inc-Cl A	1,83%
Tesla Inc	1,72%
Unitedhealth Group	1,29%
Nvidia	1,27%
Jpmorgan Chase & Co	1,08%
Visa Inc-Class A Shares	0,93%

#### Currencies

USD	94,47%
CAD	5,53%

#### Countries

United States	94,47%
Canada	5,53%