



Fund Profile

The Zwitserleven Mixfonds invests about half the portfolio in European equities and the other half in euro government bonds and corporate bonds, within a bandwidth of 45%-55%. If the fund managers expect equities to perform well, they may increase this weighting to a maximum of 55%. The same goes for bonds. The prices for equities and bonds often move in opposite directions, allowing the investor to profit from a more stable return. The fund's investment objective is to at least match the return of the benchmark. All debtors and/or (fixed income) securities in the investment universe obtain an ESG-score. The ESG-score of the portfolio will always exceed the ESG-score of the benchmark. The fund has sustainable characteristics and aims to contribute to long-term sustainability objectives in the field of the environment and social development and good entrepreneurship.

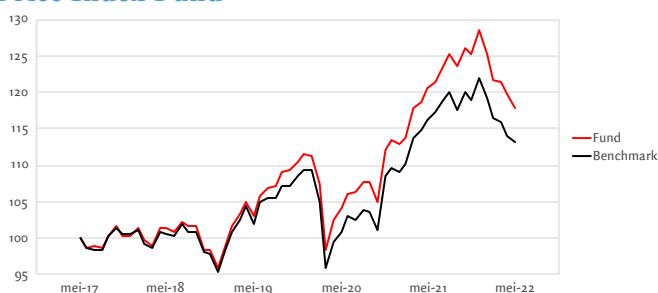
Performance and risk characteristics

| | Fund | Benchmark |
|------------------------|-------|-----------|
| Standard deviation 36m | 8,56% | 8,67% |
| Sharpe ratio 36m | 0,57 | 0,43 |

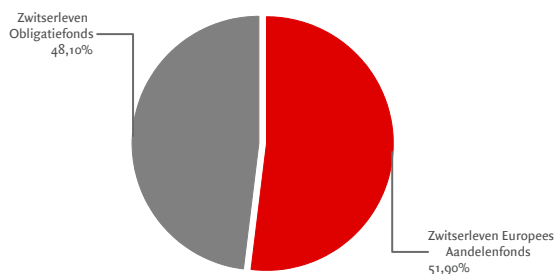
Net Performance

| | Fund | | Benchmark | | |
|-----------------------------------|--------|--------|-----------|-------|--------|
| 1 month | -1,48% | | -0,89% | | |
| 3 months | -3,06% | | -2,86% | | |
| 12 months | -2,24% | | -2,61% | | |
| 3 years, annualised ¹⁾ | 4,60% | | 3,49% | | |
| 5 years, annualised ¹⁾ | 3,36% | | 2,49% | | |
| 2022 | -8,18% | | -7,18% | | |
| | 2017 | 2018 | 2019 | 2020 | 2021 |
| Fund | 4,71% | -4,45% | 16,15% | 1,76% | 13,33% |
| Benchmark | 5,19% | -5,24% | 14,69% | 0,32% | 11,03% |

Price Index Fund



Asset Classes



Key Information as of May 31st 2022

| | |
|------------------------|--|
| Investment Institution | Zwitserleven Institutionele Beleggingsfondsen |
| Currency | Euro |
| Inception Date | 01-01-1996 |
| Fund Manager | ACTIAM N.V. |
| Country of Residence | The Netherlands |
| Benchmark | 25% iBoxx € Sovereign 1-10 Index (TR), 25% iBoxx € Non Sovereign Index (TR), 50% MSCI Europe Index Net EUR |
| Ongoing charges figure | 0,050% (2021) |
| Obtainable via | Insurance product Zwitserleven |

Prices (Euro) and Facts

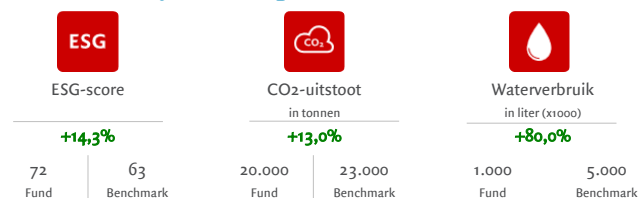
| | |
|------------------------------|-------------|
| Net Asset Value End of Month | 45,11 |
| Highest price 12 months | 49,49 |
| Lowest price 12 months | 43,91 |
| Fund size | 343.786.505 |
| Outstanding participations | 7.620.484 |
| SFDR classification | 8 |

Fundamental Investment Principles (ESG-criteria)*




* Click the symbols for more information

Sustainability and Impact²



Instruments ESG-policy



(*Click the symbols for more information)

Top Equity Holdings

| | |
|-----------------------|------|
| Nestle -Reg | 4,0% |
| Roche Holding -Genuss | 3,9% |
| Asml Holding Nv | 3,9% |
| Novo Nordisk A/S-B | 3,7% |
| Astrazeneca | 3,6% |

Largest Fixed Income Issuers and Ratings

| Debtors (top 5) | | Ratings | |
|-----------------|--------|---------|-------|
| France | 11,94% | AAA | 17,5% |
| Italy | 10,89% | AA | 31,6% |
| Spain | 7,52% | A | 18,3% |
| Germany | 4,29% | BBB | 32,3% |
| Austria | 2,46% | Others | 0,2% |