



Fund Profile

Zwitserleven Europees Aandelenfonds invests in companies in EU Member states, United Kingdom, Switzerland and Norway. The fund's financial return objective is to at least match the return of the benchmark while remaining within an established risk framework. To deliver on this objective, the asset manager deploys an active investment strategy, capitalising on anticipated market trends. At the same time, the fund has a sustainable investing objective. Investments are restricted to shares that meet the ESG criteria, as established by ACTIAM. An ESG score is assigned to all companies in the investment universe. The ESG score of the portfolio is always higher than the ESG score of the benchmark.

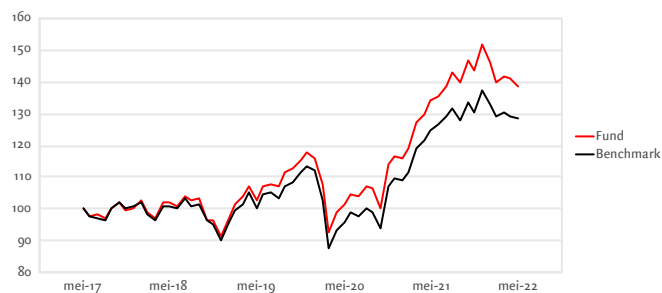
Performance and risk characteristics

	Fund	Benchmark
Standard deviation 36m	15,76%	15,88%
Sharpe ratio 36m	0,68	0,56
Tracking error (ex-ante)	2,32%	
Active share	59,66	

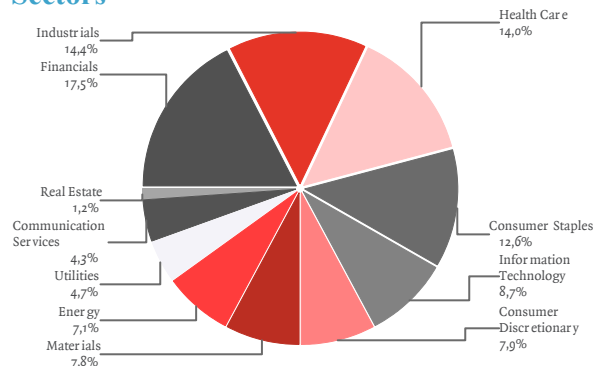
Net Performance

	Fund		Benchmark		
1 month	-1,96%		-0,78%		
3 months	-1,16%		-0,54%		
12 months	3,30%		3,01%		
3 years, annualised ¹⁾	10,44%		8,55%		
5 years, annualised ¹⁾	6,70%		5,11%		
2022	-8,82%		-6,63%		
	2017	2018	2019	2020	2021
Fund	9,10%	-8,87%	29,06%	-1,02%	29,91%
Benchmark	10,24%	-10,57%	26,05%	-3,32%	25,13%

Price Index Fund



Sectors



Key Information as of May 31st 2022

Investment Institution	Zwitserleven Beleggingsfondsen
Currency	Euro
Inception Date	04-01-2005
Fund Manager	ACTIAM N.V.
Country of Residence	The Netherlands
Benchmark	MSCI Europe Index Net EUR
Ongoing charges figure	0,040% (2021)
Obtainable via	Insurance product Zwitserleven (or Reaal)

Prices (Euro) and Facts

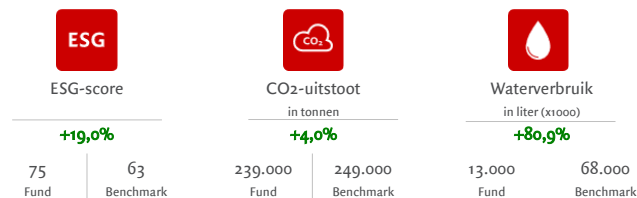
Net Asset Value End of Month	24,06
Highest price 12 months	26,79
Lowest price 12 months	22,37
Fund size	2.437.608.490
Outstanding participations	101.306.464
Dividend paying	No
SFDR classification	9

Fundamental Investment Principles (ESG-criteria)*




* Click the symbols for more information

Sustainability and Impact²



Instruments ESG-policy



(*Click the symbols for more information)

Top Holdings

Nestle -Reg	4,0%
Roche Holding -Genuss	3,9%
Asml Holding Nv	3,9%
Novo Nordisk A/S-B	3,7%
Astrazeneca	3,6%

Countries

