



Fund Profile

Zwitserleven Duurzaam Index Aandelenfonds Opkomende Landen invests, via ACTIAM Duurzaam Index Aandelenfonds Opkomende Landen, in a sustainable manner in shares of listed companies in Emerging Markets. The fund is managed on a systematic basis. The objective is to approach the return of the MSCI Emerging Markets Index Net EUR as much as possible, taking into account the exclusion criteria. Investments are only made in shares which are not excluded on the basis of the General Exclusion Criteria as formulated by ACTIAM. This results in a deviation (tracking error) with respect to the index. The cash that becomes available due to the exclusion of companies is invested such that the tracking error is minimised. Securities lending is not permitted and currency risk will not be hedged.

Key Information as of May 31st 2023

Investment Institution	Zwitserleven Beleggingsfondsen
Currency	Euro
Inception Date	11-25-2020
Fund Manager	ACTIAM N.V.
Asset Manager	ACTIAM N.V.
Country of Residence	The Netherlands
Benchmark	MSCI Emerging Markets Index Net EUR
Ongoing charges figure	0,020% (2022)
Obtainable via	Insurance product Zwitserleven

Performance and risk characteristics

	Fund	Benchmark
Standard deviation 36m	13,73%	13,52%
Sharpe ratio 36m	0,33	0,33
Tracking error (ex-ante)	1,02%	
Percentage ESG exclusions	45,46%	

Prices (Euro) and Facts

Net Asset Value End of Month	22,79
Highest price 12 months	24,93
Lowest price 12 months	21,11
Fund size	427.711.633
Outstanding participations	18.767.510
SFDR classification	8

Net Performance²

	Fund	Benchmark
1 month	2,63%	1,82%
3 months	0,47%	-0,38%
12 months	-7,62%	-8,04%
3 years, annualised ¹⁾	5,05%	4,95%
5 years, annualised ¹⁾	1,28%	1,15%
2023	1,81%	1,16%

Fundamental Investment Principles (ESG-criteria)*



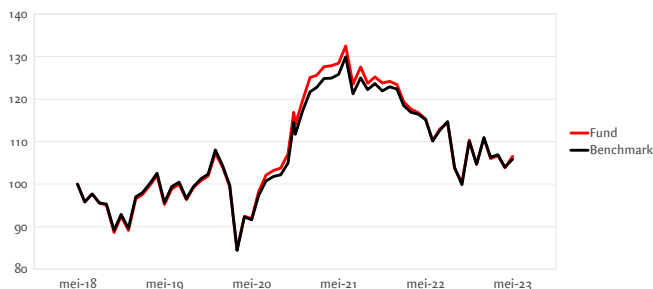
* Click the symbols for more information

	2018	2019	2020	2021	2022
Fund	-10,77%	20,41%	11,58%	3,72%	-15,72%
Benchmark	-10,27%	20,60%	8,54%	4,86%	-14,85%

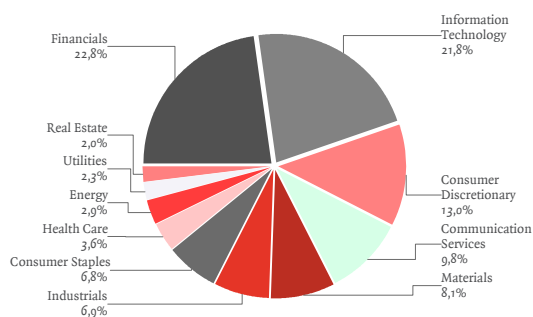
Sustainability and Impact³

ESG	CO₂	Waterverbruik
ESG-score	CO ₂ -uitstoot	Waterverbruik
55	44.000 in tonnen	11.000 in liter (x1000)

Price Index Fund²




Sectors



Instruments ESG-policy

(*Click the symbols for more information)



Top Holdings

Taiwan Semiconductor Manu	7,95%	China Construction Bank-H	1,25%
Tencent Holdings Ltd	4,49%	Icici Bank Ltd	1,09%
Samsung Electronics Co Ltd	4,40%	Housing Development Finan	1,04%
Alibaba Group Holding Ltd	2,86%	Infosys Ltd	1,02%
Meituan	1,29%	Sk Innovation Co Ltd	0,99%

Currency and country allocation

HKD	24,96%	China	26,68%
TWD	16,02%	Taiwan	16,02%
INR	14,05%	India	14,21%
KRW	12,96%	Korea, Republic Of	12,96%
CNY	5,43%	Brazil	5,20%
Other	26,58%	Others	24,93%