



Fund Profile

Zwitserleven Duurzaam Index Aandelenfonds Noord-Amerika invests directly and indirectly, via ACTIAM Duurzaam Index Aandelenfonds Noord-Amerika, in a sustainable manner in shares of listed North American companies. The fund is managed on a systematic basis. The objective is to approach the return of the MSCI North America Index Net EUR as much as possible, taking into account the exclusion criteria. Investments are only made in shares which are not excluded on the basis of the General Exclusion Criteria as formulated by ACTIAM. This results in a deviation (tracking error) with respect to the index. The cash that becomes available due to the exclusion of companies is invested such that the tracking error is minimised. Securities lending is not permitted and currency risk will not be hedged.

Key Information as of May 31st 2023

Investment Institution	Zwitserleven Institutionele Beleggingsfondsen
Currency	Euro
Inception Date	11-25-2020
Fund Manager	ACTIAM N.V.
Asset Manager	ACTIAM N.V.
Country of Residence	The Netherlands
Benchmark	MSCI North America Index Net EUR
Ongoing charges figure	0,020% (2022)
Obtainable via	Insurance product Zwitserleven

Performance and risk characteristics

	Fund	Benchmark
Standard deviation 36m	15,81%	15,65%
Sharpe ratio 36m	0,84	0,84
Tracking error (ex-ante)	0,85%	
Percentage ESG exclusions	19,97%	

Prices (Euro) and Facts

Net Asset Value End of Month	31,99
Highest price 12 months	34,59
Lowest price 12 months	28,19
Fund size	2.244.925.254
Outstanding participations	70.170.759
SFDR classification	8

Net Performance²

	Fund	Benchmark
1 month	4,14%	3,88%
3 months	3,91%	4,48%
12 months	2,98%	2,17%
3 years, annualised ¹⁾	13,81%	13,60%
5 years, annualised ¹⁾	12,57%	12,07%
2023	9,58%	9,31%

Fundamental Investment Principles (ESG-criteria)*



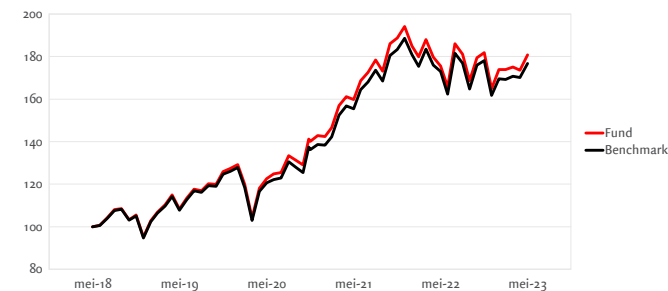
* Click the symbols for more information

	2018	2019	2020	2021	2022
Fund	-0,36%	33,85%	12,21%	35,88%	-15,05%
Benchmark	-0,98%	33,10%	10,04%	36,04%	-14,25%

Sustainability and Impact³

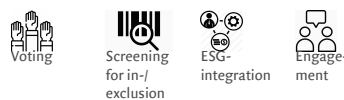
ESG	CO₂	Waterverbruik
ESG-score	CO ₂ -uitstoot	Waterverbruik
64	86.000 in tonnen	8.000 in liter (x1000)

Price Index Fund²

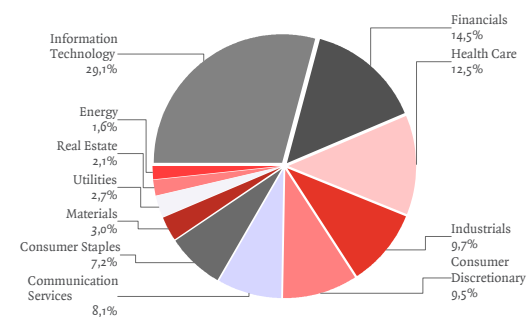


Instruments ESG-policy

(*Click the symbols for more information)



Sectors



Top Holdings

Apple Computer Inc	7,45%	Alphabet Inc-Cl C	1,91%
Microsoft Corp	6,14%	Tesla Inc	1,49%
Amazon.Com	2,89%	Unitedhealth Group	1,25%
Nvidia	2,46%	Jpmorgan Chase & Co	1,15%
Alphabet Inc-Cl A	1,92%	Eli Lilly & Co	1,12%

Currency and country allocation

USD	95,59%	United States	92,86%
CAD	4,28%	Canada	4,63%
EUR	0,13%	Ireland	1,19%
Other	0,00%	United Kingdom	0,42%
		Switzerland	0,26%
		Others	0,65%