

Zwitserleven

Factsheet

Zwitserleven Selectie Fonds



Fund Profile

The Zwitserleven Selectie Fonds invests mainly in the Zwitserleven Vastgoedfonds (43%), the RobecoSAM SDG High Yield Bonds IH EUR (20%), the ACTIAM Sustainable Emerging Markets Debt Fund (HC) (30%) and the ACTIAM Financial Inclusion Fund (7%). The allocation across the funds can deviate from the default allocation. The investment objective is to at least match the return of composite benchmark, which is made up of the underlying benchmarks of the constituent funds. All fund investments follow a sustainable investment policy. The fund has sustainable characteristics and aims to contribute to long-term sustainability objectives in the field of the environment and social development and good entrepreneurship.

Performance and risk characteristics

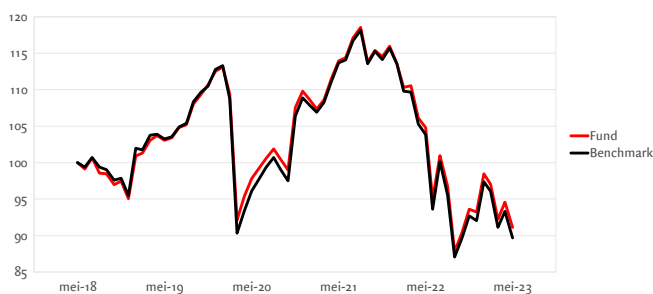
	Fund	Benchmark
Standard deviation 36m	12,81%	13,24%
Sharpe ratio 36m	-0,22	-0,21

Net Performance

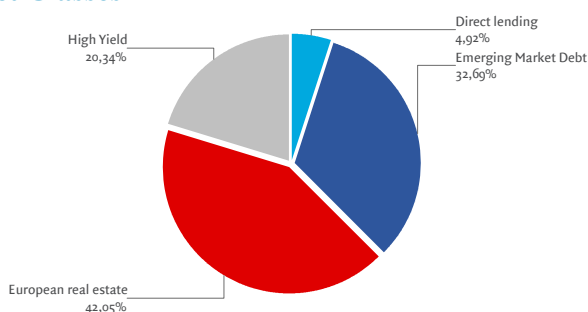
	Fund	Benchmark
1 month	-3,65%	-3,90%
3 months	-6,08%	-6,64%
12 months	-13,07%	-13,65%
3 years, annualised ¹⁾	-2,34%	-2,28%
5 years, annualised ¹⁾	-1,84%	-2,16%
2023	-2,24%	-2,56%

	2018	2019	2020	2021	2022
Fund	-4,85%	18,36%	-2,39%	5,59%	-19,62%
Benchmark	-4,18%	18,08%	-3,42%	6,25%	-20,46%

Price Index Fund



Asset Classes



Key Information as of May 31st 2023

Investment Institution	Zwitserleven Institutionele Beleggingsfondsen
Currency	Euro
Inception Date	12-03-2013
Fund Manager	ACTIAM N.V.
Asset Managers	ACTIAM N.V. & Robeco
Country of Residence	The Netherlands
Benchmark	See below
Ongoing charges figure	0,210%
Obtainable via	Insurance product Zwitserleven

Prices (Euro) and Facts

Net Asset Value End of Month	30,81
Highest price 12 months	35,21
Lowest price 12 months	28,86
Fund size	917.445.213
Outstanding participations	29.772.867
SFDR classification	8

Fundamental Investment Principles (ESG-criteria)*




* Click the symbols for more information

Sustainability and Impact²

ESG-score	63
CO ₂ -uitstoot	39.000 in tonnen
Waterverbruik	Water consumption score does not apply to this fund

Instruments ESG-policy

(*Click the symbols for more information)



Underlying investment categories & Benchmarks

Asset Category	Benchmark
European Real Estate	43% GPR Sustainable Real Estate Index Europe
Emerging Market Debt	30% JP Morgan Emerging Markets Bond Index Global Diversified 1-10 years (Euro hedged)
High Yield	20% Bloomberg Barclays Global High Yield Corporate Index
Direct Lending	7% A return of minimal 3% after costs