



Fund Profile

ACTIAM Duurzaam Index Aandelenfonds Pacific invests in a sustainable manner in shares of listed companies in the Pacific (Japan, Singapore, Hong Kong, New Zealand and Australia). The fund is managed on a systematic basis. The objective is to approach the return of the MSCI Pacific Index Net EUR as much as possible, taking into account the exclusion criteria. Investments are only made in shares which are not excluded on the basis of the General Exclusion Criteria as formulated by Cardano. This results in a deviation (tracking error) with respect to the index. The cash that becomes available due to the exclusion of companies is invested such that the tracking error is minimised. Securities lending is not permitted and currency risk will not be hedged.

Performance and risk characteristics

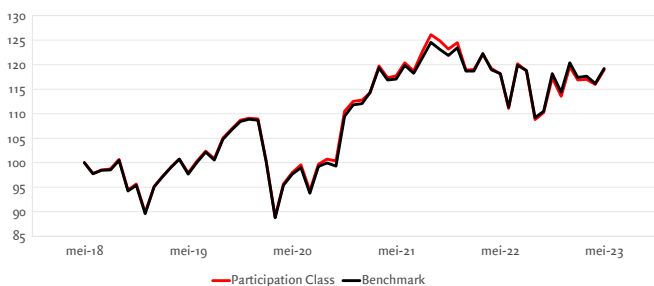
	fund	benchmark
Standard deviation 36 months	13,12 %	12,97 %
Sharpe ratio 36 months	0,47	0,49
Tracking error (ex-ante)	0,84%	

Net Performance

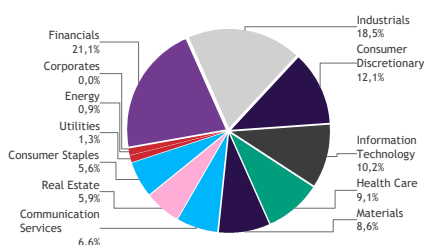
	fund	benchmark
1 month	2,60%	2,61%
2023	4,74%	4,18%
12 months	0,70%	0,86%
Avg 3 years ¹	6,67%	6,87%
Since start (08-27-2015) ¹	5,56%	5,62%

	2021	2022
Fund ¹	10,60%	-8,76%
Benchmark	10,42%	-7,34%

Price Index Fund



Sectors




Key Information

Morningstar rating ³	★★★★★
ISIN code	NL0014332579
Participation class	C1 Inc EUR
Currency	Euro
Stock exchange listing	Euronext Amsterdam
Inception Date Fund and Participation class	18-05-2020
Fund Manager	1-2-2023
Country of residence	Cardano Asset Management N.V.
Benchmark	Netherlands
Ongoing charges figure	MSCI Pacific Index Net EUR
	0,08%

Fundamental Investment Principles (ESG-criteria)

Companies are assessed on social-ethical principles in the areas of people, environment and society. Unacceptable behavior with regard to these themes can lead to exclusion, whereby companies are also assessed on the potential and intention to adapt.



Prices in euro and Facts

Price end of month	29,63
Highest price 12 months	31,71
Lowest price 12 months	27,54
Dividend paying	No
Net Asset Value End of Month	29,68
Total Fund size	436.638.754
Total value participation class	436.638.754
Outstanding participations	14.710.471
Holdings in portfolio	303
Number of ESG exclusions	53
SFDR classification	8

Top 10 Holdings

Toyota Motor Corporation	2,85%
Sony Group Corp	2,39%
Aia Group Ltd	2,26%
Commonwealth Bank Of Australia	2,22%
Csl Ltd	2,00%
Keyence Corp	1,92%
Mitsubishi Ufj Financial Group	1,59%
Tokyo Electron	1,32%
Shin-Etsu Chemical	1,29%
Hitachi	1,21%

Currencies

JPY	66,52%
AUD	21,54%
HKD	7,33%
SGD	3,57%
NZD	0,69%
USD	0,61%
EUR	-0,26%

Countries

Japan	66,24%
Australia	21,03%
Hong Kong	7,42%
Singapore	4,14%
New Zealand	0,88%
Ireland	0,29%