



Fund Profile

ACTIAM Impact Wereld Aandelenfonds invests in liquid equities of listed companies from Europe, North America, Asia and Pacific and emerging countries. The investment objective is to achieve a return that is, on the basis of a three year period, at least equal to the return of the benchmark. In addition to pursuing a financial return objective, it is expressly aimed to also add non-financial value. Especially by investing in companies that actively contribute to the Sustainable Development Goals ("SDGs") such as adopted by the United Nations (UN). At the same time a negative impact on the planetary boundaries is limited, such as specified by Stockholm Resilience Center in Rockström et al. (2009).

Performance and risk characteristics

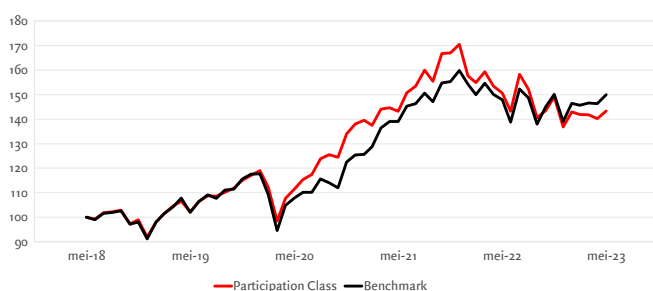
	fund	benchmark
Standard deviation 36 months	14,63 %	13,72 %
Sharpe ratio 36 months	0,56	0,81
Tracking error (ex-ante)	3,77%	

Net Performance

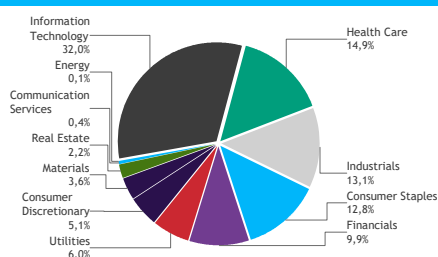
	fund	benchmark
1 month	2,21%	2,45%
2023	4,82%	7,80%
12 months	-4,86%	1,34%
Avg 3 years ¹	8,75%	11,64%
Since start (11-12-2013) ¹	9,25%	9,45%

	2018	2019	2020	2021	2022
Fund ¹	-5,48%	27,21%	17,87%	23,59%	-19,79%
Benchmark	-6,73%	28,93%	6,65%	27,54%	-13,01%

Price Index Fund



Sectors

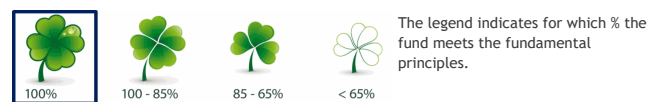


Key Information

Morningstar rating ³	★★★★★
ISIN code	NL0010579124
Participation class	C1 Inc EUR
Currency	Euro
Stock exchange listing	Euronext Amsterdam
Inception Date Fund and Participation class	22-02-2018 1-2-2023
Fund Manager	Cardano Asset Management N.V.
Country of residence	Netherlands
Benchmark	MSCI All Countries World Index TR
Ongoing charges figure	0,60%

Fundamental Investment Principles (ESG-criteria)

Companies are assessed on social-ethical principles in the areas of people, environment and society. Unacceptable behavior with regard to these themes can lead to exclusion, whereby companies are also assessed on the potential and intention to adapt.



Prices in euro and Facts

Price end of month	44,42
Highest price 12 months	51,11
Lowest price 12 months	42,66
Dividend paying	Yes
Net Asset Value End of Month	44,25
Total Fund size	107.219.956
Total value participation class	107.219.956
Outstanding participations	2.423.027
Holdings in portfolio	83
SFDR classification	9

Top 10 Holdings

Microsoft Corp	7,52%
Nestle -Reg	3,72%
Procter & Gamble Co	3,66%
Cadence Design Sys Inc	3,45%
Bristol-Myers Squibb Co	2,85%
Novo Nordisk A/S-B	2,76%
Accenture Plc	2,50%
Edwards Lifesciences Corp	2,36%
L'Oreal	2,26%
Unicharm Corp	2,22%

Currencies

USD	51,10%
EUR	12,61%
JPY	10,57%
DKK	5,63%
CHF	4,26%
TWD	4,08%
CNY	3,37%
AUD	2,78%
GBP	1,40%
Other	4,20%

Countries

United States	45,29%
Japan	10,65%
Denmark	5,69%
France	4,83%
Switzerland	4,85%
Taiwan	4,11%
Spain	3,92%
Ireland	3,60%
China	3,40%
Others	13,66%