



Fund Profile

The Zwitserleven Selectie Fonds invests mainly in the Zwitserleven Vastgoedfonds (40%), the RobecoSAM SDG High Yield Bonds IH EUR (30%) and the ACTIAM Sustainable Emerging Markets Debt Fund (HC) (30%). The allocation across the funds can deviate up to 5% from the default allocation. The investment objective is to at least match the return of composite benchmark, which is made up of the underlying benchmarks of the constituent funds. All fund investments follow a sustainable investment policy. The fund has sustainable characteristics and aims to contribute to long-term sustainability objectives in the field of the environment and social development and good entrepreneurship.

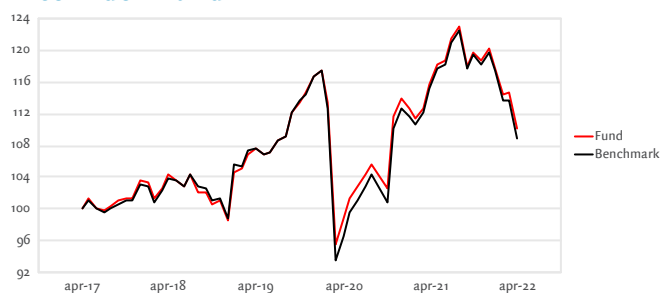
Performance and risk characteristics

	Fund	Benchmark
Standard deviation 36m	12,32%	13,08%
Sharpe ratio 36m	0,09	0,06

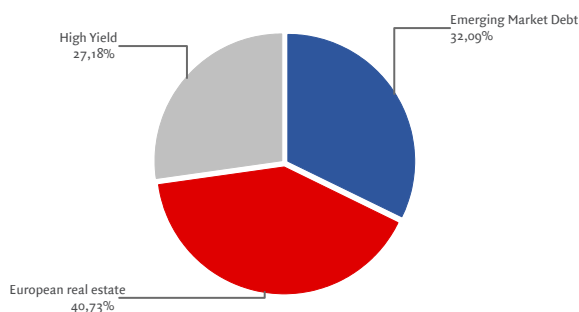
Net Performance

	Fund		Benchmark		
1 month		-4,02%			-4,01%
3 months		-6,57%			-7,25%
12 months		-4,83%			-5,26%
3 years, annualised	1)	0,77%			0,45%
5 years, annualised	1)	1,93%			1,74%
2022		-8,48%			-9,01%
	2017	2018	2019	2020	2021
Fund	7,85%	-4,85%	18,36%	-2,39%	5,59%
Benchmark	7,34%	-4,18%	18,08%	-3,42%	6,25%

Price Index Fund



Asset Classes



Key Information as of April 30th 2022

Investment Institution	Zwitserleven Institutionele Beleggingsfondsen
Currency	Euro
Inception Date	12-03-2013
Fund Manager	ACTIAM N.V.
Asset Managers	ACTIAM N.V. & Robeco
Country of Residence	The Netherlands
Benchmark	See below
Ongoing charges figure	0,182% (2021)
Obtainable via	Insurance product Zwitserleven

Prices (Euro) and Facts

Net Asset Value End of Month	35,89
Highest price 12 months	40,27
Lowest price 12 months	35,63
Fund size	900.382.880
Outstanding participations	25.088.898
SFDR classification	8

Fundamental Investment Principles (ESG-criteria)*




* Click the symbols for more information

Sustainability and Impact²

ESG	CO ₂ -uitstoot	Waterverbruik
ESG-score	CO ₂ -uitstoot in tonnen	Water consumption score does not apply to this fund
+17,3%	+27,6%	
61 Fund	63.000 Fund	
52 Benchmark	87.000 Benchmark	

Instruments ESG-policy

(*Click the symbols for more information)



Underlying investment categories

European Real Estate
High Yield
Emerging Market Debt

Benchmark for underlying assets

European Real Estate	40%	GPR Sustainable Real Estate Index Europe
High Yield	30%	Bloomberg Barclays Global High Yield Corporate Index
Emerging Market Debt	30%	JP Morgan Emerging Markets Bond Index Global Diversified 1-10 years (Euro hedged)