



#### Fund Profile

Zwitserleven Vastgoedfonds invests in a portfolio of listed European real estate companies. The fund employs a passive investment strategy and attempts to replicate the index as close as possible. The index is composed of shares qualified as sustainable real estate companies, using sustainability information that specifically relates to real estate companies. The companies are assessed, among other things, to what extent they contribute to the Sustainable Development Goals (SDGs) as adopted by the United Nations. The fund's investment objective is to track the performance of the index. The fund does not hedge the currency risk of non -euro investments. Securities lending is not allowed.

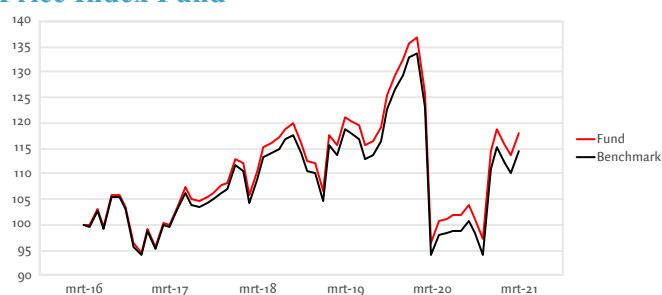
#### Performance and risk characteristics

	Fund	Benchmark
Standard deviation 36m	20,58%	20,58%
Sharpe ratio 36m	0,12	0,09
Tracking error	0,01%	

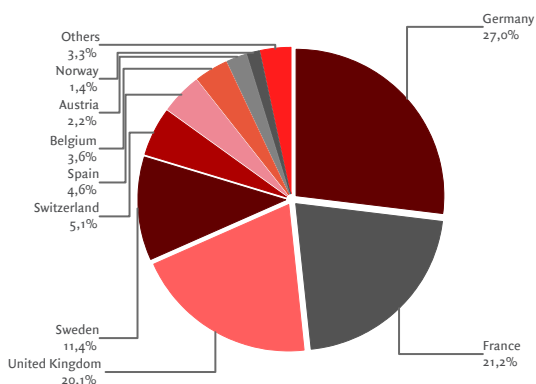
#### Net Performance

	Fund		Benchmark		
1 month	3,70%		3,69%		
3 months	-0,68%		-0,72%		
12 months	22,27%		21,58%		
3 years, annualised <sup>1)</sup>	2,20%		1,64%		
5 years, annualised <sup>1)</sup>	3,34%		2,71%		
2021	-0,68%		-0,72%		
	2016	2017	2018	2019	2020
Fund	-0,94%	14,08%	-5,79%	27,52%	-12,62%
Benchmark	-1,41%	13,18%	-6,19%	26,66%	-13,21%

#### Price Index Fund



#### Countries



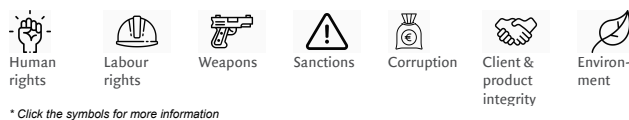
#### Key Information as of March 31st 2021

Investment Institution	Zwitserleven Beleggingsfondsen
Currency	Euro
Inception Date	01-01-2008
Fund Manager	ACTIAM N.V.
Country of Residence	The Netherlands
Benchmark	GPR Sustainable Real Estate Index Europe
Ongoing charges figure	0,040% (2020)
Obtainable via	Insurance product Zwitserleven

#### Prices (Euro) and Facts

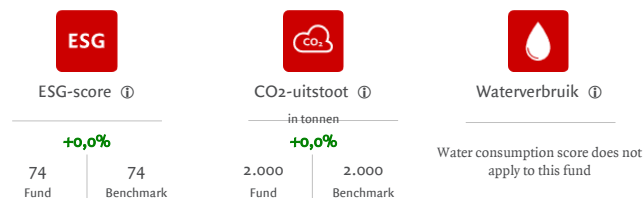
Net Asset Value End of Month	24,18
Highest price 12 months	24,68
Lowest price 12 months	19,09
Fund size	379.697.053
Outstanding participations	15.704.150
Last Dividend regarding 2019	1,00

#### Fundamental Investment Principles (ESG-criteria)\*




\* Click the symbols for more information

#### Sustainability and Impact



#### Instruments ESG-policy

(\*Click the symbols for more information)



#### Top Holdings

Vonovia Se	10,0%
Deutsche Wohnen Se	9,9%
Unibail-Rodamco-Westfield	8,0%
Leg Immobilien Se	6,3%
Segro Plc	5,4%

#### Currency spread

EUR	61,63%
GBP	20,44%
SEK	11,45%
CHF	5,07%
NOK	1,42%