



Fund Profile

Zwitserleven Duurzaam Index Aandelenfonds Noord -Amerika invests directly and indirectly, via ACTIAM Duurzaam Index Aandelenfonds Noord -Amerika, in a sustainable manner in shares of listed North American companies. The fund is managed on a systematic basis. The objective is to approach the return of the MSCI North America Index Net EUR as much as possible, taking into account the exclusion criteria. Investments are only made in shares which are not excluded on the basis of the General and Additional Exclusion Criteria as formulated by ACTIAM. This results in a deviation (tracking error) with respect to the index. The cash that becomes available due to the exclusion of companies is invested such that the tracking error is minimised. Securities lending is not permitted and currency risk will not be hedged.

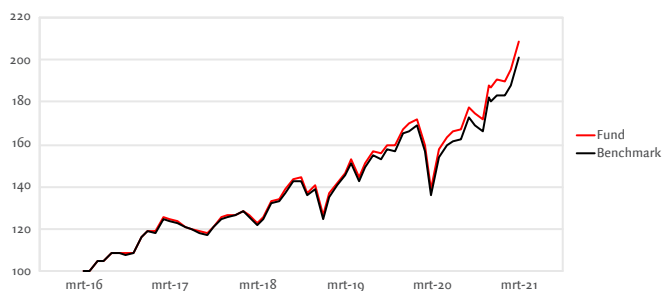
Performance and risk characteristics

	Fund	Benchmark
Standard deviation 36m	17,42%	17,44%
Sharpe ratio 36m	1,12	1,05
Tracking error	0,88%	
Percentage ESG exclusions	21,13%	

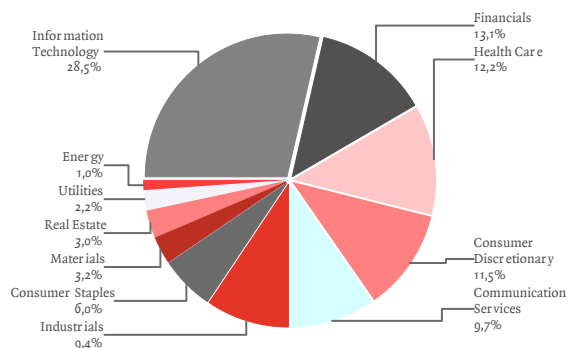
Net Performance²

	Fund		Benchmark		
1 month	7,02%		7,18%		
3 months	9,83%		9,89%		
12 months	50,64%		48,06%		
3 years, annualised ¹⁾	19,42%		18,19%		
5 years, annualised ¹⁾	15,87%		15,03%		
2021	9,83%		9,89%		
	2016	2017	2018	2019	2020
Fund	15,57%	6,42%	-0,36%	33,85%	12,21%
Benchmark	14,91%	6,19%	-0,98%	33,10%	10,04%

Price Index Fund²



Sectors



Key Information as of March 31st 2021

Investment Institution	Zwitserleven Institutionele Beleggingsfondsen
Currency	Euro
Inception Date	11-25-2020
Fund Manager	ACTIAM N.V.
Asset Manager	ACTIAM N.V.
Country of Residence	The Netherlands
Benchmark	MSCI North America Index Net EUR
Ongoing charges figure	0,020% (Expected)
Obtainable via	Insurance product Zwitserleven

Prices (Euro) and Facts

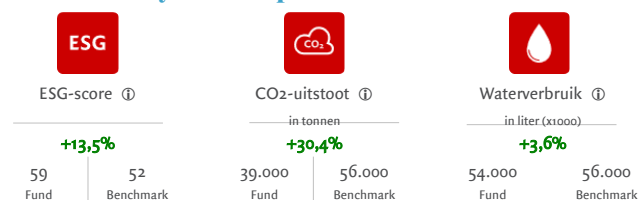
Net Asset Value End of Month	27,78
Highest price 12 months	27,78
Lowest price 12 months	24,69
Fund size	1.316.723.047
Outstanding participations	47.400.817

Fundamental Investment Principles (ESG-criteria)*



* Click the symbols for more information

Sustainability and Impact



Instruments ESG-policy



(*Click the symbols for more information)

Top Holdings

Apple Computer Inc	5,61%	Jp Morgan Chase & Co	1,36%
Microsoft Corp	4,65%	Tesla Inc	1,35%
Amazon.Com	3,61%	Visa Inc-Class A Shares	1,09%
Alphabet Inc-CI A	1,88%	Unitedhealth Group	1,02%
Alphabet Inc-CI C	1,67%	Procter & Gamble Co	1,01%

Currency and country spread

USD	95,17%	United States	95,14%
CAD	4,85%	Canada	4,86%
EUR	-0,02%		
Other	0,00%		