



#### Fund Profile

Zwitserleven Duurzaam Index Aandelenfonds Europa invests directly and indirectly, via ACTIAM Duurzaam Index Aandelenfonds Europa, in a sustainable manner in shares of listed European companies. The fund is managed on a systematic basis. The objective is to approach the return of the MSCI Europe Index Net EUR as much as possible, taking into account the exclusion criteria. Investments are only made in shares which are not excluded on the basis of the General and Additional Exclusion Criteria as formulated by ACTIAM. This results in a deviation (tracking error) with respect to the index. The cash that becomes available due to the exclusion of companies is invested such that the tracking error is minimised. Securities lending is not permitted and currency risk will not be hedged.

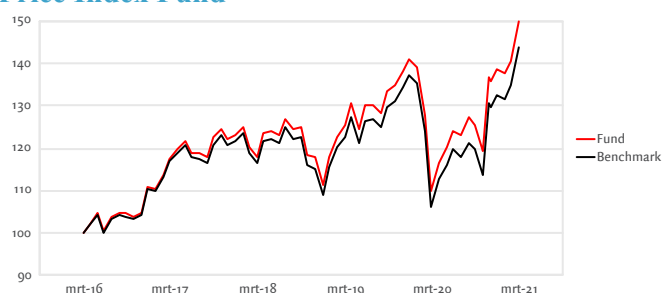
#### Performance and risk characteristics

	Fund	Benchmark
Standard deviation 36m	16,48%	16,79%
Sharpe ratio 36m	0,51	0,44
Tracking error	1,10%	
Percentage ESG exclusions	12,67%	

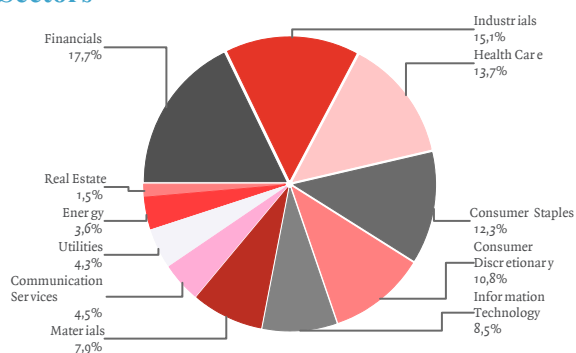
#### Net Performance<sup>2</sup>

	Fund		Benchmark		
1 month	6,47%		6,47%		
3 months	7,99%		8,35%		
12 months	36,34%		35,32%		
3 years, annualised	8,22%	<sup>1)</sup>	7,26%		
5 years, annualised	8,40%	<sup>1)</sup>	7,52%		
2021	7,99%		8,35%		
	2016	2017	2018	2019	2020
Fund	3,20%	11,04%	-9,59%	26,76%	-1,72%
Benchmark	2,58%	10,24%	-10,57%	26,05%	-3,32%

#### Price Index Fund<sup>2</sup>



#### Sectors



#### Key Information as of March 31st 2021

Investment Institution	Zwitserleven Institutionele Beleggingsfondsen
Currency	Euro
Inception Date	11-25-2020
Fund Manager	ACTIAM N.V.
Asset Manager	ACTIAM N.V.
Country of Residence	The Netherlands
Benchmark	MSCI Europe Index Net EUR
Ongoing charges figure	0,020% (Expected)
Obtainable via	Insurance product Zwitserleven

#### Prices (Euro) and Facts

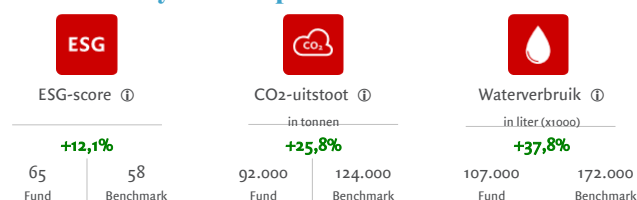
Net Asset Value End of Month	27,41
Highest price 12 months	27,47
Lowest price 12 months	24,63
Fund size	1.264.774.376
Outstanding participations	46.150.860

#### Fundamental Investment Principles (ESG-criteria)\*




\* Click the symbols for more information

#### Sustainability and Impact



#### Instruments ESG-policy

(\*Click the symbols for more information)



#### Top Holdings

Nestle -Reg	3,24%	Siemens	1,44%
Asm Lithography Holding	2,57%	Astrazeneca	1,40%
Roche Holding -Genuss	2,39%	Total Se	1,39%
Novartis -Reg	1,98%	Sap	1,34%
Unilever	1,57%	Sanofi	1,26%

#### Currency and country spread

EUR	51,95%	United Kingdom	21,55%
GBP	22,54%	France	16,93%
CHF	15,03%	Switzerland	15,46%
SEK	5,58%	Germany	14,91%
DKK	3,69%	Netherlands	7,44%
Other	1,22%	Others	23,71%