

FACTSHEET As of 31 March 2021

ACTIAM Sustainable Index Fund Equity Pacific


Fund Profile

ACTIAM Sustainable Index Fund Equity Pacific systematically invests in shares of listed companies in the Pacific. The objective is to approach the return of the index, the MSCI Pacific Index Net EUR, as much as possible. Investments are made exclusively in shares that meet the General and Additional Exclusion Criteria, as formulated by ACTIAM. This results in a deviation (tracking error) with respect to the index. The funds that become available due to the exclusion of companies are invested such that the tracking error is minimised. Securities lending is not permitted and currency risk will not be hedged.

ESG-criteria

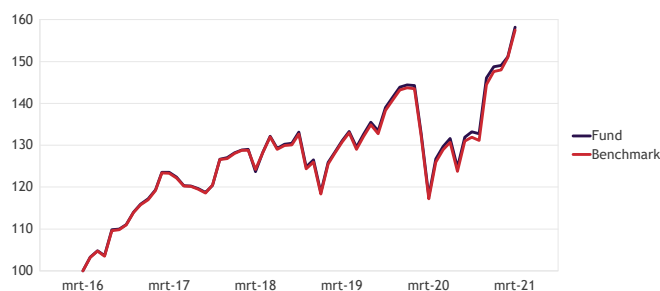
All companies are assessed for compliance with minimum requirements for environmental, social and governance policy and behavior using exclusion criteria. The General Exclusion Criteria are policy principles formulated by ACTIAM for a respectful approach to the environment, people and society. In addition, more strict Additional Exclusion Criteria apply. In addition to the current state of affairs, an assessment of these ESG criteria tests the extent to which companies are able and willing to demonstrate adaptation. If this is insufficient in the assessment of ACTIAM, companies are excluded from investment.

Legend ESG-criteria (Environmental, Social, Governance)

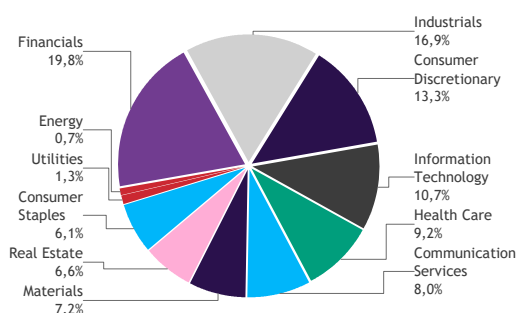


The legend indicates for which % the fund meets the fundamental principles.

Price Index Fund



Sectors



Key Information

Morningstar rating ²	★★★★★
Fund Manager	ACTIAM N.V.
Inception Date	December 8th 2009
NAV at inception date	50.000
Currency	euro
Ticker	SNSRIEP NA
Benchmark	MSCI Pacific Index Net EUR
Ongoing charges figure	nil
Number of ESG exclusions	77
Holdings in portfolio	353

Net Performance

	fund	benchmark
1 month	4,70%	4,35%
2021	6,38%	6,74%
12 months	34,27%	34,42%
3 years, annualised ¹	8,55%	8,25%
5 years, annualised ¹	9,61%	9,52%
10 years, annualised ¹	8,50%	8,46%
Since start, annualised ¹	8,88%	8,89%
Tracking error	1,19%	

Prices in EUR

Price End of Month	131.027,94
Highest price 12 months	132.751,35
Lowest price 12 months	94.894,27
Fund size	246.522.159
Outstanding participations	1.881

Top 10 Holdings

Toyota Motor Corporation	2,90%
Aia Group Ltd	2,59%
Sony Group Corp	2,27%
Softbank Group	2,22%
Commonwealth Bank Of Australia	2,10%
Csl	1,62%
Keyence Corp	1,45%
Hong Kong Exchanges & Clear	1,25%
Westpac Banking	1,23%
National Australia Bank	1,20%

Currencies

JPY	67,78%
AUD	19,35%
HKD	8,84%
SGD	2,93%
NZD	1,02%
USD	0,15%
EUR	-0,08%

Countries

Japan	67,65%
Australia	19,39%
Hong Kong	8,85%
Singapore	3,10%
New-Zealand	1,01%