

## FACTSHEET As of 31 March 2021

### ACTIAM Sustainable Index Fund Equity Europe


#### Fund Profile

ACTIAM Sustainable Index Fund Equity Europe systematically invests in shares of listed European companies. The objective is to approach the return of the index, the MSCI Europe Index Net EUR, as much as possible. Investments are made exclusively in shares that meet the General and Additional Exclusion Criteria, as formulated by ACTIAM. This results in a deviation (tracking error) with respect to the index. The funds that become available due to the exclusion of companies are invested such that the tracking error is minimised. Securities lending is not permitted and currency risk will not be hedged.

#### ESG-criteria

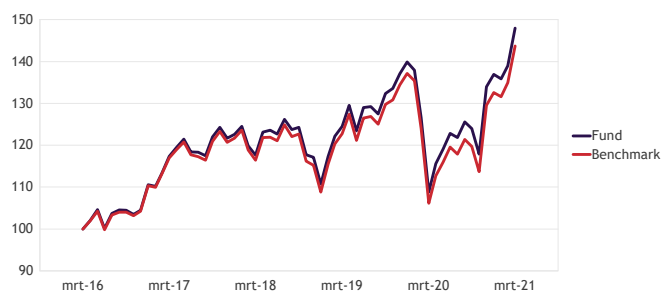
All companies are assessed for compliance with minimum requirements for environmental, social and governance policy and behavior using exclusion criteria. The General Exclusion Criteria are policy principles formulated by ACTIAM for a respectful approach to the environment, people and society. In addition, more strict Additional Exclusion Criteria apply. In addition to the current state of affairs, an assessment of these ESG criteria tests the extent to which companies are able and willing to demonstrate adaptation. If this is insufficient in the assessment of ACTIAM, companies are excluded from investment.

#### Legend ESG-criteria (Environmental, Social, Governance)

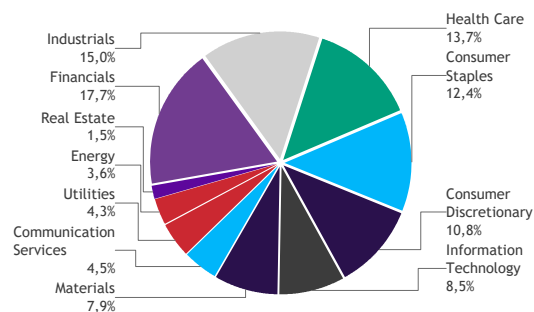


The legend indicates for which % the fund meets the fundamental principles.

#### Price Index Fund



#### Sectors



#### Key Information

Morningstar rating <sup>2</sup>	★★★★★
Fund Manager	ACTIAM N.V.
Inception Date	June 21st 2013
NAV at inception date	25,00
Currency	euro
Ticker	SNSREUA NA
Benchmark	MSCI Europe Index Net EUR
Ongoing charges figure	nil
Number of ESG exclusions	55
Holdings in portfolio	381

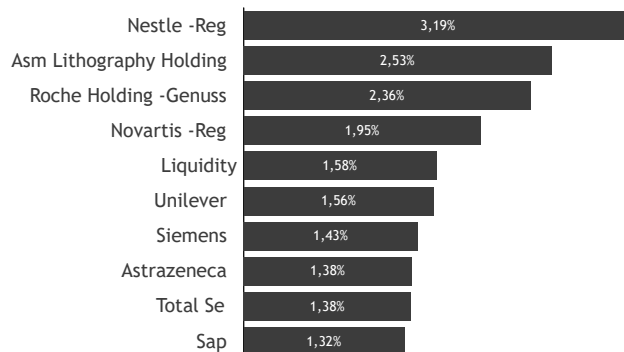
#### Net Performance

	fund	benchmark
1 month	6,48%	6,47%
2021	8,03%	8,35%
12 months	35,93%	35,32%
3 years, annualised <sup>1</sup>	7,93%	7,26%
5 years, annualised <sup>1</sup>	8,15%	7,52%
10 years, annualised <sup>1</sup>	7,56%	7,08%
Since start, annualised <sup>1</sup>	5,74%	5,25%
Tracking error	1,03%	

#### Prices in EUR

Price End of Month	47,15
Highest price 12 months	47,26
Lowest price 12 months	33,56
Fund size	352.146.436
Outstanding participations	7.468.163

#### Top 10 Holdings



#### Currencies

EUR	52,71%
GBP	22,30%
CHF	14,55%
SEK	5,53%
DKK	3,69%
NOK	1,13%
USD	0,09%

#### Countries

United Kingdom	21,73%
France	17,04%
Switzerland	15,19%
Germany	14,77%
Netherlands	7,46%
Sweden	5,31%
Spain	3,92%
Denmark	3,68%
Italy	3,30%
Others	7,59%