



#### Fund Profile

ACTIAM Duurzaam Index Aandelenfonds Wereld investes in a sustainable manner in shares of listed companies in Europe, North America and the Pacific. The fund is management on a systematic basis. The objective is to approach the return of the MSCI World Index Net EUR as much as possible, taking into account the exclusion criteria. Investments are only made in shares which are not excluded on the basis of the General Exclusion Criteria as formulated by ACTIAM. This results in a deviation (tracking error) with respect to the index. The cash that becomes available due to the exclusion of companies is invested such that the tracking error is minimised. Securities lending is not permitted and currency risk will not be hedged.

#### Performance and risk characteristics

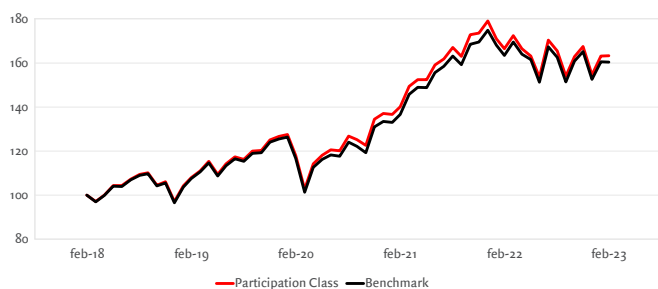
	fund	benchmark
Standard deviation 36 months	17,70 %	17,73 %
Sharpe ratio 36 months	0,63	0,61
Tracking error (ex-ante)	0,70%	

#### Net Performance

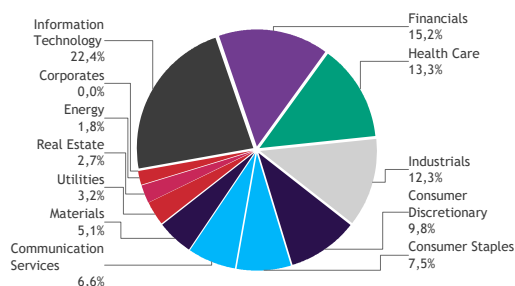
	fund	benchmark
1 month	0,08%	-0,05%
2023	5,62%	5,17%
12 months	-1,93%	-1,86%
Avg 3 years <sup>1</sup>	11,42%	11,20%
Since start (08-28-2015) <sup>1</sup>	9,85%	9,50%

	2018	2019	2020	2021	2022
Fund <sup>1</sup>	-3,59%	30,47%	8,18%	30,64%	-13,70%
Benchmark	-4,11%	30,02%	6,33%	31,07%	-12,78%

#### Price Index Fund



#### Sectors



#### Key Information

Morningstar rating <sup>3</sup>	★★★★★
ISIN code	NL0011309349
Participation class	C1 Inc EUR
Currency	Euro
Stock exchange listing	Euronext Amsterdam
Inception Date Fund	28-05-2015
Inception Date Participation class	01-02-2023
Fund Manager	ACTIAM N.V.
Country of residence	Netherlands
Benchmark	MSCI World Net TR Index
Ongoing charges figure	0,08%

#### Fundamental Investment Principles (ESG-criteria)

Companies are assessed on social-ethical principles in the areas of people, environment and society. Unacceptable behavior with regard to these themes can lead to exclusion, whereby companies are also assessed on the potential and intention to adapt.

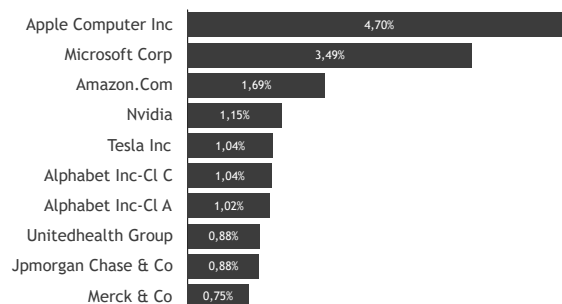


The legend indicates for which % the fund meets the fundamental principles.

#### Prices in euro and Facts

Price end of month	42,95
Highest price 12 months	46,80
Lowest price 12 months	39,01
Dividend paying	Yes
Net Asset Value End of Month	42,80
Total Fund size	1.461.828.098
Total value participation class	1.461.828.098
Outstanding participations	34.157.702
Holdings in portfolio	1269
Number of ESG exclusions	234
SFDR classification	8

#### Top 10 Holdings



#### Currencies

USD	68,04%
EUR	9,72%
JPY	6,13%
GBP	4,29%
CAD	3,51%
CHF	2,73%
AUD	2,22%
HKD	0,89%
SEK	0,85%
Other	1,62%

#### Countries

United States	65,79%
Japan	6,16%
United Kingdom	4,42%
Canada	3,64%
France	3,45%
Switzerland	3,01%
Germany	2,31%
Australia	2,29%
Netherlands	1,41%
Others	7,53%