



Fund Profile

Zwitserleven Europees Aandelenfonds invests in companies in EU Member states, United Kingdom, Switzerland and Norway. The fund's financial return objective is to at least match the return of the benchmark while remaining within an established risk framework. To deliver on this objective, the asset manager deploys an active investment strategy, capitalising on anticipated market trends. At the same time, the fund promotes, among other, environmental or social characteristics. Investments are restricted to shares that meet the ESG criteria, as established by ACTIAM. An ESG score is assigned to all companies in the investment universe. The ESG score of the portfolio is always higher than the ESG score of the benchmark.

Performance and risk characteristics

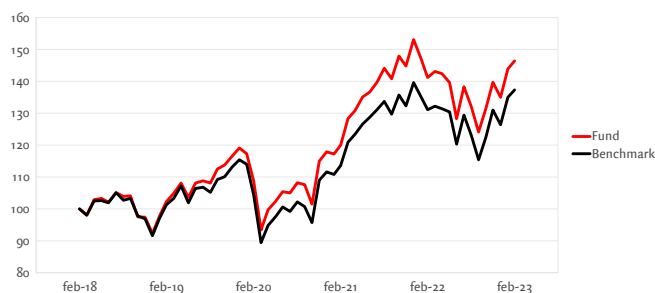
	Fund	Benchmark
Standard deviation 36m	17,84%	17,86%
Sharpe ratio 36m	0,57	0,52
Tracking error (ex-ante)	2,15%	
Active share	59,25	

Net Performance

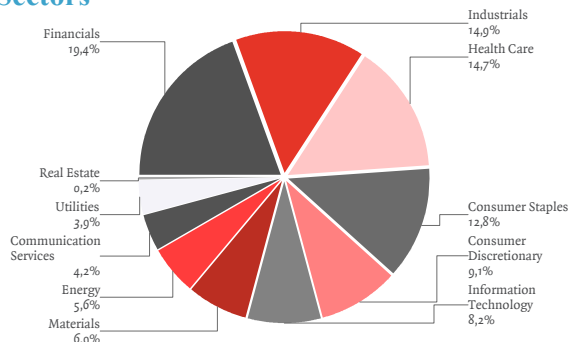
	Fund	Benchmark
1 month	1,70%	1,77%
3 months	4,76%	4,87%
12 months	3,62%	4,78%
3 years, annualised ¹⁾	10,41%	9,60%
5 years, annualised ¹⁾	7,92%	6,55%
2023	8,38%	8,69%

	2018	2019	2020	2021	2022
Fund	-8,87%	29,06%	-1,02%	29,91%	-11,80%
Benchmark	-10,57%	26,05%	-3,32%	25,13%	-9,49%

Price Index Fund



Sectors



Key Information as of February 28th 2023

Investment Institution	Zwitserleven Beleggingsfondsen
Currency	Euro
Inception Date	04-01-2005
Fund Manager	ACTIAM N.V.
Country of Residence	The Netherlands
Benchmark	MSCI Europe Index Net EUR
Ongoing charges figure	0,040% (2022)
Obtainable via	Insurance product Zwitserleven (or Reaal)

Prices (Euro) and Facts

Net Asset Value End of Month	25,23
Highest price 12 months	25,44
Lowest price 12 months	21,13
Fund size	2.218.606.759
Outstanding participations	87.947.634
Dividend paying	No
SFDR classification	8

Fundamental Investment Principles (ESG-criteria)*



* Click the symbols for more information

Sustainability and Impact²



ESG-score
74




CO₂-uitstoot
136.000
in tonnen



Waternutrient
9.000
in liter (x1000)

Instruments ESG-policy

(*Click the symbols for more information)



Top Holdings

Novo Nordisk A/S-B	4,8%
Asml Holding Nv	4,1%
Nestle -Reg	3,7%
Astrazeneca	3,7%
Roche Holding -Genuss	3,5%

Countries

