

## FACTSHEET As of 31 January 2021

### ACTIAM Sustainable Index Fund Equity Pacific

#### Fund Profile

ACTIAM Sustainable Index Fund Equity Pacific systematically invests in shares of listed companies in the Pacific. The objective is to approach the return of the index, the MSCI Pacific Index Net EUR, as much as possible. Investments are made exclusively in shares that meet the General and Additional Exclusion Criteria, as formulated by ACTIAM. This results in a deviation (tracking error) with respect to the index. The funds that become available due to the exclusion of companies are invested such that the tracking error is minimised. Securities lending is not permitted and currency risk will not be hedged.


#### ESG-criteria

All companies are assessed for compliance with minimum requirements for environmental, social and governance policy and behavior using exclusion criteria.

The General Exclusion Criteria are policy principles formulated by ACTIAM for a respectful approach to the environment, people and society. In addition, more strict Additional Exclusion Criteria apply.

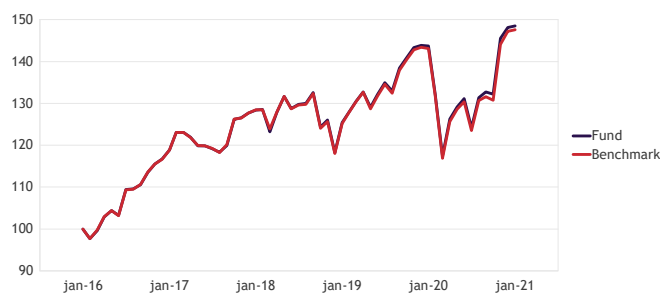
In addition to the current state of affairs, an assessment of these ESG criteria tests the extent to which companies are able and willing to demonstrate adaptation. If this is insufficient in the assessment of ACTIAM, companies are excluded from investment.

#### Legend ESG-criteria (Environmental, Social, Governance)

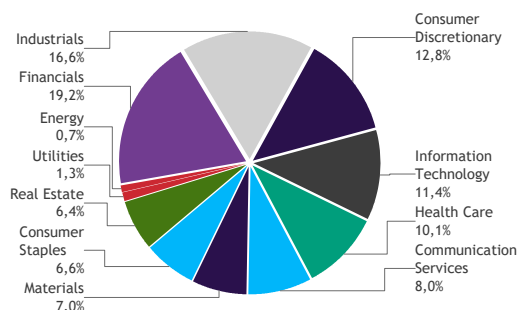


The legend indicates for which % the fund meets the fundamental principles.

#### Price Index Fund



#### Sectors



#### Key Information

Morningstar rating <sup>2</sup>	★★★★★
Fund Manager	ACTIAM N.V.
Inception Date	December 8th 2009
NAV at inception date	50.000
Currency	euro
Ticker	SNSRIEP NA
Benchmark	MSCI Pacific Index Net EUR
Ongoing charges figure	nil
Number of ESG exclusions	78
Holdings in portfolio	352

#### Net Performance

	fund	benchmark
1 month	0,23%	0,24%
2021	0,23%	0,24%
12 months	3,34%	3,13%
3 years, annualised <sup>1</sup>	4,97%	4,73%
5 years, annualised <sup>1</sup>	8,23%	8,10%
10 years, annualised <sup>1</sup>	7,29%	7,23%
Since start, annualised <sup>1</sup>	8,44%	8,41%
Tracking error	0,77%	

#### Prices in EUR

Price End of Month	123.458,23
Highest price 12 months	128.612,14
Lowest price 12 months	87.325,60
Fund size	230.183.803
Outstanding participations	1.864

#### Top 10 Holdings

Toyota Motor Corporation	2,74%
Aia Group Ltd	2,68%
Sony Corporation	2,15%
Commonwealth Bank Of Australia	2,12%
Softbank Group	2,11%
Keyence Corp	1,75%
Csl	1,73%
Hong Kong Exchanges & Clear	1,46%
Shin-Etsu Chemical	1,18%
Nintendo Co	1,14%

#### Currencies

JPY	68,18%
AUD	19,12%
HKD	8,82%
SGD	2,81%
NZD	1,08%
USD	0,14%
EUR	-0,16%

#### Countries

Japan	68,09%
Australia	19,08%
Hong Kong	8,82%
Singapore	2,94%
New-Zealand	1,07%