



Fund Profile

The Zwitsersleven Selectie Fonds invests mainly in the Zwitsersleven Vastgoedfonds (43%), the RobecoSAM SDG High Yield Bonds IH EUR (20%), the ACTIAM Sustainable Emerging Markets Debt Fund (HC) (30%) and the ACTIAM Financial Inclusion Fund (7%). The allocation across the funds can deviate from the default allocation. The investment objective is to at least match the return of composite benchmark, which is made up of the underlying benchmarks of the constituent funds. All fund investments follow a sustainable investment policy. The fund has sustainable characteristics and aims to contribute to long-term sustainability objectives in the field of the environment and social development and good entrepreneurship.

Performance and risk characteristics

	Fund	Benchmark
Standard deviation 36m	15,14%	15,90%
Sharpe ratio 36m	-0,41	-0,42

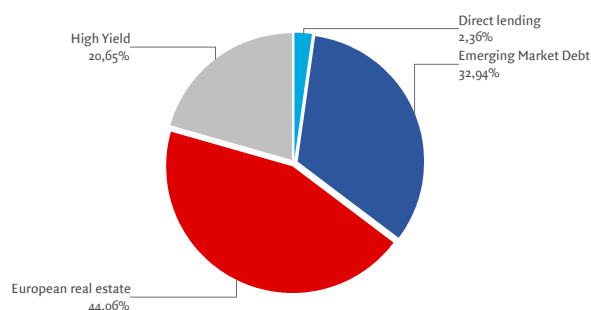
Net Performance

	Fund		Benchmark		
1 month		-0,45%			-0,70%
3 months		6,17%			5,73%
12 months		-19,62%			-20,46%
3 years, annualised	1)	-6,08%			-6,55%
5 years, annualised	1)	-1,38%			-1,58%
2022		-19,62%			-20,46%
	2017	2018	2019	2020	2021
Fund	7,85%	-4,85%	18,36%	-2,39%	5,59%
Benchmark	7,34%	-4,18%	18,08%	-3,42%	6,25%

Price Index Fund



Asset Classes



Key Information as of December 31st 2022

Investment Institution	Zwitsersleven Institutionele Beleggingsfondsen
Currency	Euro
Inception Date	12-03-2013
Fund Manager	ACTIAM N.V.
Asset Managers	ACTIAM N.V. & Robeco
Country of Residence	The Netherlands
Benchmark	See below
Ongoing charges figure	0,210%
Obtainable via	Insurance product Zwitsersleven

Prices (Euro) and Facts

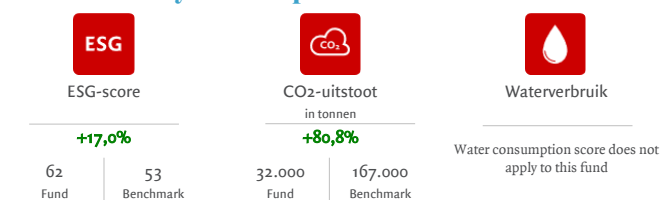
Net Asset Value End of Month	31,52
Highest price 12 months	39,35
Lowest price 12 months	28,86
Fund size	910.092.758
Outstanding participations	28.873.790
SFDR classification	8

Fundamental Investment Principles (ESG-criteria)*




* Click the symbols for more information

Sustainability and Impact²



Instruments ESG-policy

(*Click the symbols for more information)



Underlying investment categories & Benchmarks

Asset Category	Benchmark
European Real Estate	43% GPR Sustainable Real Estate Index Europe
Emerging Market Debt	30% JP Morgan Emerging Markets Bond Index Global Diversified 1-10 years (Euro hedged)
High Yield	20% Bloomberg Barclays Global High Yield Corporate Index
Direct Lending	7% A return of minimal 3% after costs