



Fund Profile

Zwitserleven Impact Wereld Aandelenfonds invests directly and indirectly, via ACTIAM Impact Wereld Aandelenfonds, in liquid equities of listed companies from Europe, North America, Asia and Pacific and emerging countries. The investment objective is to achieve a return that is, on the basis of a three year period, at least equal to the return of the benchmark. In addition to pursuing a financial return objective, it is expressly aimed to also add non-financial value. Especially by investing in companies that actively contribute to the Sustainable Development Goals ("SDGs") such as adopted by the United Nations (UN). At the same time a negative impact on the planetary boundaries is limited, such as specified by Stockholm Resilience Center in Rockström et al. (2009).

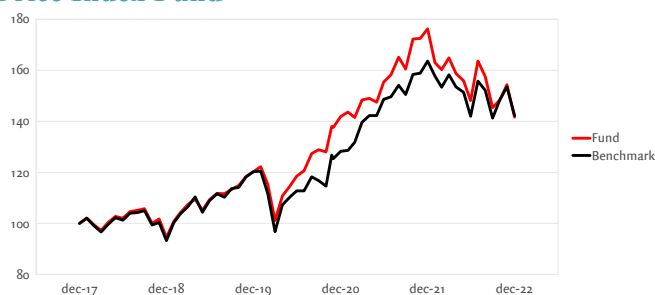
Performance and risk characteristics

	Fund	Benchmark
Standard deviation 36m	17,46%	17,43%
Sharpe ratio 36m	0,31	0,32
Tracking error (ex-ante)	4,05%	
Active share	91,94	

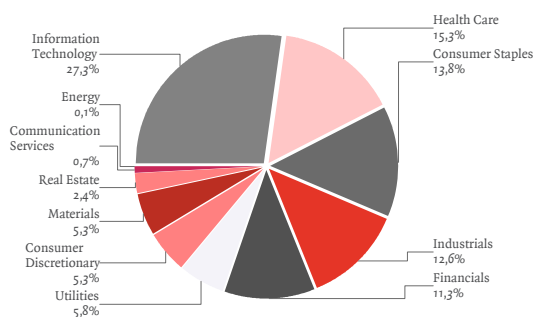
Net Performance²

	Fund		Benchmark		
1 month	-8,22%		-7,32%		
3 months	-2,58%		0,75%		
12 months	-19,65%		-13,01%		
3 years, annualised ¹⁾	5,61%		5,77%		
5 years, annualised ¹⁾	7,21%		7,31%		
2022	-19,65%		-13,01%		
	2017	2018	2019	2020	2021
Fund	11,92%	-5,46%	27,20%	17,95%	24,27%
Benchmark	10,56%	-6,73%	28,93%	6,65%	27,54%

Price Index Fund²



Sectors



Key Information as of December 31st 2022

Investment Institution	Zwitserleven Institutionele Beleggingsfondsen
Currency	Euro
Inception Date	11-25-2020
Fund Manager	ACTIAM N.V.
Asset Manager	ACTIAM N.V.
Country of Residence	The Netherlands
Benchmark	MSCI All Country World Index Net EUR
Ongoing charges figure	0,100% (2021)
Obtainable via	Insurance product Zwitserleven

Prices (Euro) and Facts

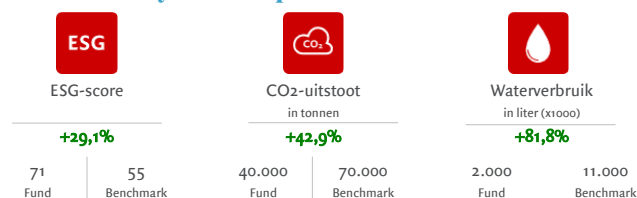
Net Asset Value End of Month	25,67
Highest price 12 months	32,18
Lowest price 12 months	25,58
Fund size	863.516.707
Outstanding participations	33.645.039
SFDR classification	9

Fundamental Investment Principles (ESG-criteria)*



* Click the symbols for more information

Sustainability and Impact³



Instruments ESG-policy



(*Click the symbols for more information)

Top Holdings

Microsoft Corp	6,27%	Pnc Financial Services Group	3,21%
Procter & Gamble Co	5,53%	Steel Dynamics Inc	3,20%
Nestle -Reg	4,95%	Novo Nordisk A/S-B	2,44%
Bristol-Myers Squibb Co	4,35%	Unicharm Corp	2,34%
Cadence Design Sys Inc	3,87%	Accenture Plc	2,32%

Currency and country allocation

USD	58,97%	United States	54,36%
JPY	9,28%	Japan	9,37%
EUR	7,85%	Denmark	5,60%
DKK	5,54%	Switzerland	5,03%
CHF	4,94%	Australia	3,58%
Other	13,43%	Others	22,07%