



Fund Profile

Zwitserleven Duurzaam Index Aandelenfonds Opkomende Landen invests, via ACTIAM Duurzaam Index Aandelenfonds Opkomende Landen, in a sustainable manner in shares of listed companies in Emerging Markets. The fund is managed on a systematic basis. The objective is to approach the return of the MSCI Emerging Markets Index Net EUR as much as possible, taking into account the exclusion criteria. Investments are only made in shares which are not excluded on the basis of the General and Additional Exclusion Criteria as formulated by ACTIAM. This results in a deviation (tracking error) with respect to the index. The cash that becomes available due to the exclusion of companies is invested such that the tracking error is minimised. Securities lending is not permitted and currency risk will not be hedged.

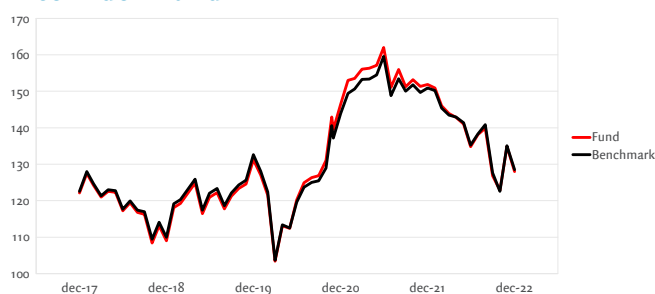
Performance and risk characteristics

	Fund	Benchmark
Standard deviation 36m	16,79%	16,79%
Sharpe ratio 36m	-0,06	-0,07
Tracking error (ex-ante)	1,20%	
Percentage ESG exclusions	43,02%	

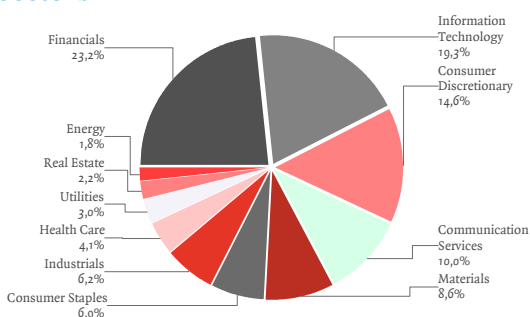
Net Performance²

	Fund	Benchmark			
1 month	-5,15%	-4,88%			
3 months	0,90%	0,70%			
12 months	-15,72%	-14,85%			
3 years, annualised ¹⁾	-0,83%	-1,04%			
5 years, annualised ¹⁾	0,94%	0,95%			
2022	-15,72%	-14,85%			
	2017	2018	2019	2020	2021
Fund	21,23%	-10,77%	20,41%	11,58%	3,72%
Benchmark	20,59%	-10,27%	20,60%	8,54%	4,86%

Price Index Fund²



Sectors



Key Information as of December 31st 2022

Investment Institution	Zwitserleven Beleggingsfondsen
Currency	Euro
Inception Date	11-25-2020
Fund Manager	ACTIAM N.V.
Asset Manager	ACTIAM N.V.
Country of Residence	The Netherlands
Benchmark	MSCI Emerging Markets Index Net EUR
Ongoing charges figure	0,020% (2021)
Obtainable via	Insurance product Zwitserleven

Prices (Euro) and Facts

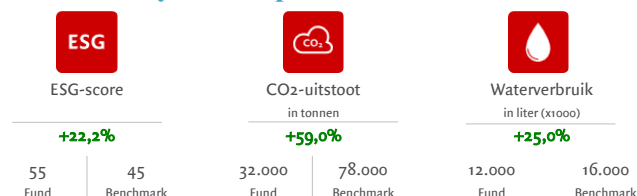
Net Asset Value End of Month	22,39
Highest price 12 months	27,18
Lowest price 12 months	21,11
Fund size	401.634.068
Outstanding participations	17.941.463
SFDR classification	9

Fundamental Investment Principles (ESG-criteria)*




* Click the symbols for more information

Sustainability and Impact³



Instruments ESG-policy



(*Click the symbols for more information)

Top Holdings

Taiwan Semiconductor Manu	5,76%	China Construction Bank-H	1,12%
Tencent Holdings Ltd	4,41%	Infosys Ltd	1,05%
Samsung Electronics Co Ltd	3,36%	Jd.Com Inc - CIA	1,00%
Alibaba Group Holding Ltd	2,75%	Icici Bank Ltd	0,91%
Meituan	1,66%	Housing Development Finan	0,90%

Currency and country allocation

HKD	24,29%	China	29,99%
INR	14,01%	India	14,07%
TWD	13,92%	Taiwan	13,66%
KRW	11,32%	Korea, Republic Of	11,37%
BRL	5,41%	Brazil	5,38%
Other	31,03%	Others	25,54%