



Fund Profile

Zwitserleven Duurzaam Index Aandelenfonds Noord-Amerika invests directly and indirectly, via ACTIAM Duurzaam Index Aandelenfonds Noord-Amerika, in a sustainable manner in shares of listed North American companies. The fund is managed on a systematic basis. The objective is to approach the return of the MSCI North America Index Net EUR as much as possible, taking into account the exclusion criteria. Investments are only made in shares which are not excluded on the basis of the General and Additional Exclusion Criteria as formulated by ACTIAM. This results in a deviation (tracking error) with respect to the index. The cash that becomes available due to the exclusion of companies is invested such that the tracking error is minimised. Securities lending is not permitted and currency risk will not be hedged.

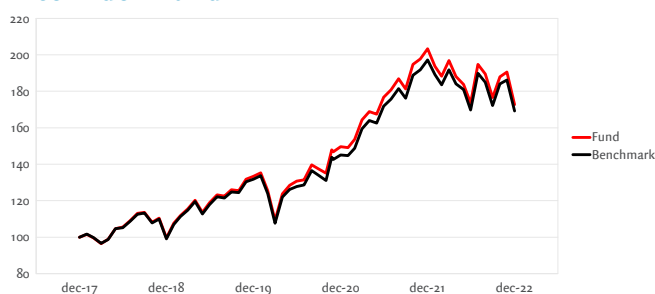
Performance and risk characteristics

	Fund	Benchmark
Standard deviation 36m	19,53%	19,44%
Sharpe ratio 36m	0,45	0,44
Tracking error (ex-ante)	1,02%	
Percentage ESG exclusions	19,24%	

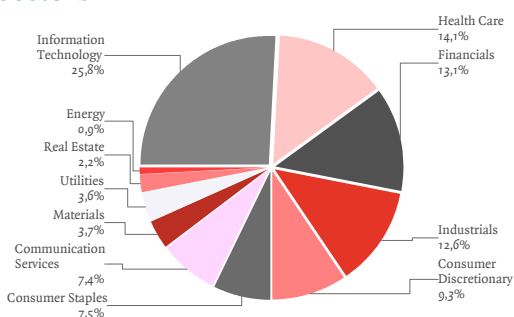
Net Performance²

	Fund		Benchmark		
1 month		-9,32%			-9,19%
3 months		-2,10%			-1,78%
12 months		-15,05%			-14,25%
3 years, annualised	1)	9,01%			8,68%
5 years, annualised	1)	11,55%			11,09%
2022		-15,05%			-14,25%
	2017	2018	2019	2020	2021
Fund	6,42%	-0,36%	33,85%	12,21%	35,88%
Benchmark	6,19%	-0,98%	33,10%	10,04%	36,04%

Price Index Fund²



Sectors



Key Information as of December 31st 2022

Investment Institution	Zwitserleven Institutionele Beleggingsfondsen
Currency	Euro
Inception Date	11-25-2020
Fund Manager	ACTIAM N.V.
Asset Manager	ACTIAM N.V.
Country of Residence	The Netherlands
Benchmark	MSCI North America Index Net EUR
Ongoing charges figure	0,020% (2021)
Obtainable via	Insurance product Zwitserleven

Prices (Euro) and Facts

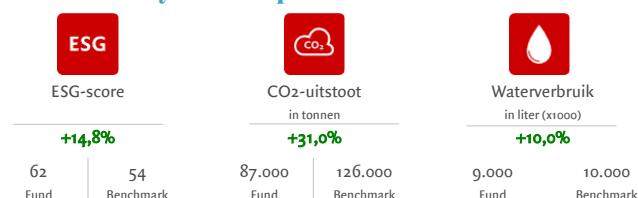
Net Asset Value End of Month	29,20
Highest price 12 months	34,77
Lowest price 12 months	28,19
Fund size	2.066.542.108
Outstanding participations	70.783.867
SFDR classification	9

Fundamental Investment Principles (ESG-criteria)*




* Click the symbols for more information

Sustainability and Impact³



Instruments ESG-policy



(*Click the symbols for more information)

Top Holdings

Apple Computer Inc	5,90%	Unitedhealth Group	1,36%
Microsoft Corp	4,76%	Jpmorgan Chase & Co	1,12%
Amazon.Com	2,15%	Eli Lilly & Co	1,09%
Alphabet Inc-CI C	1,48%	Merck & Co	1,05%
Alphabet Inc-CI A	1,46%	Nvidia	1,01%

Currency and country allocation

USD	94,98%	United States	94,91%
CAD	5,10%	Canada	5,09%
EUR	-0,07%		
Other	0,00%		