



#### Fund Profile

The Zwitserleven Mixfonds invests about half the portfolio in European equities and the other half in euro government bonds and corporate bonds, within a bandwidth of 45%-55%. If the fund managers expect equities to perform well, they may increase this weighting to a maximum of 55%. The same goes for bonds. The prices for equities and bonds often move in opposite directions, allowing the investor to profit from a more stable return. The fund's investment objective is to at least match the return of the benchmark. All debtors and/or (fixed income) securities in the investment universe obtain an ESG-score. The ESG-score of the portfolio will always exceed the ESG-score of the benchmark. The fund has sustainable characteristics and aims to contribute to long-term sustainability objectives in the field of the environment and social development and good entrepreneurship.

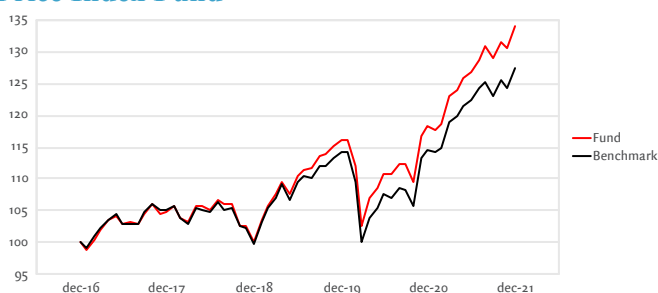
#### Performance and risk characteristics

	Fund	Benchmark
Standard deviation 36m	8,32%	8,66%
Sharpe ratio 36m	1,27	1,02

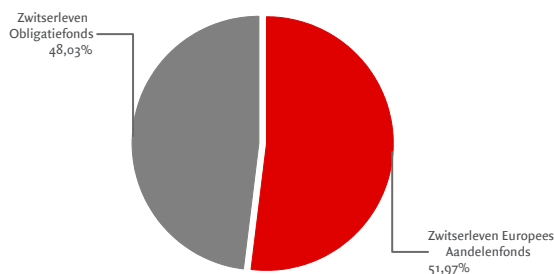
#### Net Performance

	Fund		Benchmark		
1 month	2,60%		2,38%		
3 months	4,03%		3,54%		
12 months	13,33%		11,03%		
3 years, annualised <sup>1)</sup>	10,23%		8,50%		
5 years, annualised <sup>1)</sup>	6,03%		4,95%		
2021	13,33%		11,03%		
	2016	2017	2018	2019	2020
Fund	3,22%	4,71%	-4,45%	16,15%	1,76%
Benchmark	3,15%	5,19%	-5,24%	14,69%	0,32%

#### Price Index Fund



#### Asset Classes



#### Key Information as of December 31st 2021

Investment Institution	Zwitserleven Institutionele Beleggingsfondsen
Currency	Euro
Inception Date	01-01-1996
Fund Manager	ACTIAM N.V.
Country of Residence	The Netherlands
Benchmark	25% iBoxx € Sovereign 1-10 Index (TR), 25% iBoxx € Non Sovereign Index (TR), 50% MSCI Europe Index Net EUR
Ongoing charges figure	0,050% (2020)
Obtainable via	Insurance product Zwitserleven

#### Prices (Euro) and Facts

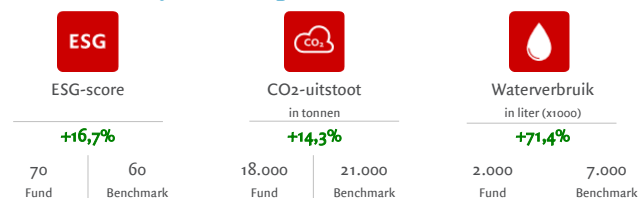
Net Asset Value End of Month	49,13
Highest price 12 months	49,24
Lowest price 12 months	43,19
Fund size	381.393.598
Outstanding participations	7.762.327
SFDR classification	8

#### Fundamental Investment Principles (ESG-criteria)\*




\* Click the symbols for more information

#### Sustainability and Impact<sup>2</sup>



#### Instruments ESG-policy



(\*Click the symbols for more information)

#### Top Equity Holdings

Asm Lithography Holding	5,1%
Roche Holding -Genuss	3,9%
Nestle -Reg	3,6%
Novo-Nordisk -B	3,3%
Schneider Electric Se	3,1%

#### Largest Fixed Income Issuers and Ratings

Debtors (top 5)		Ratings	
Italy	11,68%	AAA	22,3%
France	10,69%	AA	27,9%
Germany	7,95%	A	19,9%
Spain	7,82%	BBB	29,7%
Austria	2,38%	Others	0,2%