



Fund Profile

The Zwitslerleven Government Bonds 10+ Fonds invests in euro - denominated government loans issued by Eurozone countries or in loans guaranteed by Eurozone governments. The investments are valued by leading credit rating agencies with an average minimum rating of A-. At least 75% of the portfolio has a time to maturity of more than seven years. The fund's investment objective is to at least match the return of the benchmark. The fund has sustainable characteristics and aims to contribute to long-term sustainability objectives in the field of the environment and social development and good entrepreneurship.

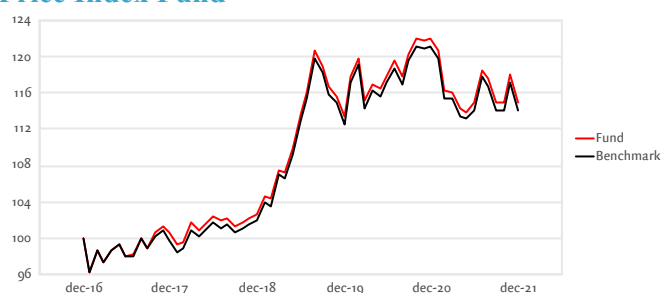
Performance and risk characteristics

	Fund	Benchmark
Standard deviation 36m	7,12%	7,24%
Sharpe ratio 36m	0,58	0,57
Yield	0,48%	0,48%
Average rating	AA-	AA-
Modified Duration	13,41	
Green Bonds	8,68%	

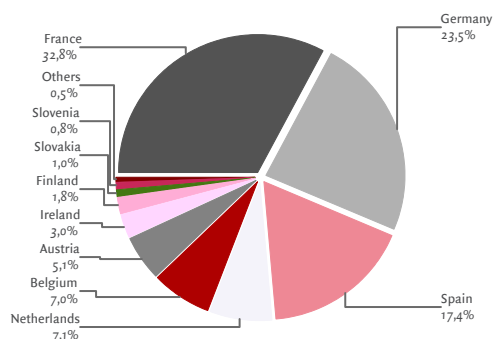
Net Performance

	Fund		Benchmark		
1 month	-2,60%		-2,71%		
3 months	-0,13%		-0,11%		
12 months	-5,75%		-5,83%		
3 years, annualised	1) 3,81%		3,80%		
5 years, annualised	1) 2,81%		2,66%		
2021	-5,75%		-5,83%		
	2016	2017	2018	2019	2020
Fund	6,93%	0,61%	2,07%	10,34%	7,55%
Benchmark	7,15%	-0,13%	2,10%	10,40%	7,57%

Price Index Fund



Countries



Key Information as of December 31st 2021

Investment Institution	Zwitslerleven Beleggingsfondsen
Currency	Euro
Inception Date	05-01-2005
Fund Manager	ACTIAM N.V.
Country of Residence	The Netherlands
Ongoing charges figure	0,040% (2020)
Obtainable via	Insurance product Zwitslerleven
Benchmark	iBoxx € Sovereign 7+ AAA/AA/A Index (TR)

Prices (Euro) and Facts

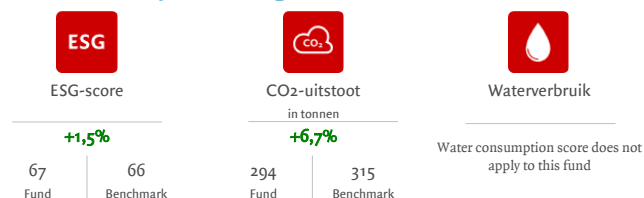
Net Asset Value End of Month	10,66
Highest price 12 months	11,56
Lowest price 12 months	10,42
Fund size	131.299.671
Outstanding participations	12.322.408
Dividend paying	No
SFDR classification	8

Fundamental Investment Principles (ESG-criteria)*



* Click the symbols for more information

Sustainability and Impact²



Instruments ESG-policy

(*Click the symbols for more information)



Issuers / ratings

Debtors (top 5)	Percentage	Ratings	Percentage
France	32,80%	AAA	30,8%
Germany	23,48%	AA	46,7%
Spain	17,37%	A	22,5%
Netherlands	7,14%		
Belgium	7,02%		

Modified duration contribution

Time bucket	Modified Duration Contribution	Total
0 - 5		-0,48
5 - 10		3,11
10 - 15		1,64
15 - 20		2,69
20 - 25		2,36
25 - 35		2,66
35+		1,43
Total		13,41